

**2019**

**Goertek**

**2019 08**

(

)


“

”

.....	2
.....	7
.....	10
.....	13
.....	24
.....	32
.....	36
.....	37
.....	39
.....	40
.....	178

		( )
		,
		( )
		( )

		2018 10
	26	
		Goertek ShinNei Technology
OPTIMAS		OPTIMAS CAPITAL PARTNERS FUND LP
ODM		Original Design and Manufacturing
JDM		Joint Design and Manufacturing
		ECM MEMS
		Micro Electro Mechanical Systems , /
MEMS		/
		App
/VR		
/AR		" "
	TWS	True wireless stereo

		2019 1 1 2019 6 30

			002241
	Goertek Inc.		
	Goertek		

	268	268
	0536-3055688	0536-3055688
	0536-3056777	0536-3056777
	ir@goertek.com	ir@goertek.com

1

2018

2

2018

	13,575,797,933.18	8,426,361,039.89	61.11%
	523,814,152.30	444,916,645.68	17.73%
	417,051,265.89	266,155,521.87	56.69%
	2,035,159,581.65	937,971,125.77	116.97%
/	0.16	0.14	14.29%
/	0.16	0.14	14.29%
	3.38%	2.95%	0.43%
	30,924,780,306.29	29,742,455,325.45	3.98%
	15,423,101,464.64	15,201,277,803.38	1.46%

	3,245,103,948
/	0.1614

1

2

--	--

	-30,839,364.44	
	123,150,378.12	44
	27,729,713.58	
	4,537,353.97	
	67,588.23	
	17,880,752.76	
	2,030.29	
	106,762,886.41	--

1

1

1

MEMS

/

MEMS

---


2

1

/ /

MEMS 3D

2

3

/

4

IBM



	13,575,797,933.18	8,426,361,039.89	61.11%	
	11,462,509,273.24	6,618,532,909.18	73.19%	
	255,886,265.91	243,969,682.89	4.88%	
	365,860,461.71	361,755,374.04	1.13%	
	176,665,309.65	185,877,370.94	-4.96%	
	121,986,235.32	76,650,653.01	59.15%	
	758,669,457.15	852,701,583.52	-11.03%	
	2,035,159,581.65	937,971,125.77	116.97%	
	-1,185,039,107.21	-1,765,204,969.50	-32.87%	
	-198,302,547.80	-207,315,871.17	-4.35%	
	638,949,157.98	-1,072,375,817.64	-159.58%	

	13,575,797,933.18	100%	8,426,361,039.89	100%	61.11%
	13,074,417,446.24	96.31%	8,294,829,150.42	98.44%	57.62%
	501,380,486.94	3.69%	131,531,889.47	1.56%	281.19%

	3,934,041,256.36	28.98%	4,043,594,250.92	47.99%	-2.71%
	5,202,952,349.77	38.33%	1,648,869,673.54	19.57%	215.55%
	3,937,423,840.11	29.00%	2,602,365,225.96	30.88%	51.30%
	501,380,486.94	3.69%	131,531,889.47	1.56%	281.19%
	3,209,535,328.52	23.64%	1,884,280,133.53	22.36%	70.33%
	10,366,262,604.66	76.36%	6,542,080,906.36	77.64%	58.46%

10%

	13,074,417,446.24	11,022,184,985.68	15.70%	57.62%	69.09%	-5.72%
	3,934,041,256.36	2,961,940,849.15	24.71%	-2.71%	2.56%	-3.87%
	5,202,952,349.77	4,589,718,977.14	11.79%	215.55%	234.29%	-4.94%
	3,937,423,840.11	3,470,525,159.39	11.86%	51.30%	53.74%	-1.40%
	2,736,234,106.61	2,154,453,322.32	21.26%	55.18%	63.80%	-4.15%
	10,338,183,339.63	8,867,731,663.36	14.22%	58.28%	70.43%	-6.12%

1

30%

1 215.55%

2 51.30%

3 281.19%

4 70.33%

5 58.46%

	-10,026,322.98	-1.55%		
	39,405,716.79	6.11%		
	-30,457,126.45	-4.72%		
	5,738,228.67	0.89%		
	11,638,504.97	1.80%		
	123,217,966.35	19.09%		

1


2.	32,133,630.86	-30,236,530.88					1,897,099.98
3.							
4.	276,065,988.22		462,577.05		20,624,102.82		297,152,668.09
	360,284,443.88	-25,453,768.53	-117,404,079.20		20,624,102.82		355,917,355.22
	360,284,443.88	-25,453,768.53	-117,404,079.20		20,624,102.82		355,917,355.22
	112,990,718.70	64,859,485.32					78,060,461.43

## 3

	414,470,724.17	
	26,803,023.72	
	441,273,747.89	

## 1

1,340,118,362.50	1,795,540,111.47	-25.36%

## 2

3

				83,851,785.00	83,851,785.00		3.76%		0.00		2019 01 03	2019-001
				251,525,121.60	251,525,121.60		35.93%		0.00			
	--	--	--	335,376,906.60	335,376,906.60	--	--		0.00	--	--	--

4

	169,951,481.05	4,782,762.35	-117,866,656.25				56,867,587.15	
		-30,236,530.88					1,897,099.98	
	276,065,988.22		462,577.05					
	446,017,469.27							

				516,374.88			516,374.88		560,288.05	36.33%	-1,167.60	
				516,374.88	--	--	516,374.88	0	560,288.05	36.33%	-1,167.60	
)				2019 04 20								
)				2019 05 22								
				1								
				2								
				3								
				4								
				5								

--	--	--	--	--	--	--	--

223,000 8,385.18 8,385.18 3.76% 2019 01 03



2

/

3

1

2018		41.81%	2019 05 21	2019 05 22	2018 2019-032

2

2019 7 29 2019 8 14

2019

2019

<http://www.cninfo.com.cn>

“ ”

“ ”

2015 4 23

<

1

>

1

2015

8 19

<

2

> 2017 12 26  
< 3 >  
2015 4 24 2015 8 20 2017 12 27 1  
2 3 2015 6 24 2015 9 24  
2018 2 9  
2  
1 2 2019  
3 21 1 2  
3 2019 2 9 3 55,000,000  
1.69%

1

2

3

4

5

1

1

2



3

2

1

	2018 03 30	206,241.00	2018 07 06	8,937.11				
	2019 04 20	412,482.00	2019 06 21					

—



B3		595,602.50		B4		183,319.52	
A1+B1+C1		412,482.00		A2+B2+C2		227,261.88	
A3+B3+C3		595,602.50		A4+B4+C4		183,319.52	
A4+B4+C4				11.89%			
D				0			
E 70%				167,948.93			
F 50%				0			
D+E+F				167,948.93			

2

3

1

	COD		1		COD50mg/ L 5mg/L	COD500mg /L 45mg/L	COD20.987/ a 2.099t/a	COD22.3t/a 2.23t/a	

2

1

2

3



**1**

	520,601,945	16.04%				-41,250,000	-41,250,000	479,351,945	14.77%
1	0							0	
2	0								
3	520,601,945	16.04%				-41,250,000	-41,250,000	479,351,945	14.77%
	0								
	520,601,945	16.04%				-41,250,000	-41,250,000	479,351,945	14.77%
4	0								
	0								
	0								
	2,724,502,003	83.96%				41,250,000	41,250,000	2,765,752,003	85.23%
1	2,724,502,003	83.96%				41,250,000	41,250,000	2,765,752,003	85.23%
2	0								
3	0								

2 2018 12 1 2019 1 3 2019 2 1 2019 3 2

2019 3 11

---


		47,577,435		47,577,435
1		36,197,666		36,197,666
		33,058,844		33,058,844
		31,573,800		31,573,800
		26,990,976		26,990,976
10 10 10				
10	4	621,283,578 150,000,000		771,283,578

10

10

10

10



---

			500,101,518			500,101,518			
			102,590,612						

---

			2019 01 31	



1

2019 06 30

	2019 6 30	2018 12 31
	3,061,289,319.96	2,391,589,146.42
	58,764,687.13	
		32,133,630.86
	18,704,330.92	19,154,863.05
	6,503,546,654.82	7,191,930,013.52
	265,505,810.79	161,082,664.75

	2019 6 30	2018 12 31
	4,682,728,917.63	3,548,509,753.70
	253,038,313.36	416,107,699.68
	14,908,979,750.71	13,820,181,727.47
		328,150,813.02
	246,342,746.01	247,669,710.76
	297,152,668.09	
	10,987,490,569.94	11,117,324,474.69
	1,415,943,750.49	1,320,210,388.77
	2,131,641,164.15	2,024,314,164.61
	338,771,205.83	303,168,566.45
	17,825,756.44	17,825,756.44
	156,732,225.41	144,790,491.79
	189,634,308.66	205,031,113.95
	234,266,160.56	213,788,117.50
	16,015,800,555.58	15,922,273,597.98
	30,924,780,306.29	29,742,455,325.45
	6,258,997,476.88	5,851,710,294.55



	2019 6 30	2018 12 31
	309,526,168.48	284,228,900.97
	231,988,931.15	209,351,731.19
	1,208,710,896.97	1,100,004,143.50
	15,513,550,526.32	14,552,708,984.98
	3,245,103,948.00	3,245,103,948.00
	2,997,147,524.32	2,997,147,524.32
	356,880,480.14	294,766,978.02
	-120,293,296.69	-112,629,928.32
	1,061,825,823.19	1,061,825,823.19
	8,596,197,945.96	8,304,597,414.21
	15,423,101,464.64	15,201,277,803.38
	-11,871,684.67	-11,531,462.91
	15,411,229,779.97	15,189,746,340.47
	30,924,780,306.29	29,742,455,325.45

2

	2019 6 30	2018 12 31
	2,051,907,915.78	1,063,774,489.52
	57,116,837.15	
		4,520,000.00
	18,579,930.92	18,400,074.37
	5,734,628,713.15	6,394,055,574.99

	2019 6 30	2018 12 31
	118,286,565.14	63,946,269.90
	1,851,334,741.41	1,616,698,777.62
	3,482,649,119.27	2,819,315,829.59
	128,399,669.33	236,465,421.53
	13,442,903,492.15	12,217,176,437.52
		52,084,824.80
	3,002,037,192.32	2,940,269,192.32
	8,806,414,731.50	8,898,155,197.33
	553,178,713.77	709,051,981.95
	1,558,377,120.93	1,632,959,230.11
	165,389,762.57	97,913,534.64
	2,810,178.67	2,849,715.00
	143,991,935.34	154,686,600.46
	95,923,445.08	108,010,226.94
	14,328,123,080.18	14,595,980,503.55

---

	2019 6 30	2018 12 31
	27,771,026,572.33	26,813,156,941.07
	4,914,596,265.00	4,995,959,115.35
	51,749,738.00	
		41,278,035.98

	2019 6 30	2018 12 31
	3,245,103,948.00	3,245,103,948.00
	3,030,803,915.63	3,030,803,915.63
	356,880,480.14	294,766,978.02
	1,061,823,040.79	1,061,823,040.79
	8,205,737,357.92	8,111,188,978.92
	15,186,587,782.20	15,154,152,905.32
	27,771,026,572.33	26,813,156,941.07

## 3

	2019	2018
	13,575,797,933.18	8,426,361,039.89
	13,575,797,933.18	8,426,361,039.89
	13,026,351,411.48	8,124,770,379.77
	11,462,509,273.24	6,618,532,909.18
	98,592,454.45	67,158,096.10
	255,886,265.91	243,969,682.89

	2019	2018
	365,860,461.71	361,755,374.04
	666,837,646.52	647,476,946.62
	176,665,309.65	185,877,370.94
	149,155,721.67	99,901,858.58
	9,057,928.35	7,952,910.34
	123,217,966.35	214,786,303.67

	2019	2018
3.		
4.		
5.		
	-7,663,368.37	-10,655,824.91
1.	-186,532.61	
2.		
3.		-12,810,758.67
4.		
5.		
6.		
7.		
8.	-7,476,835.76	2,154,933.76
9.		
	72,928.14	77,490.43
	515,757,871.17	422,342,030.25
	516,150,783.93	434,260,820.77
	-392,912.76	-11,918,790.52
	0.16	0.14
	0.16	0.14
	0.00	0.00

## 4

	2019	2018
	10,747,768,248.10	5,919,434,041.70
	9,329,613,598.31	4,736,196,657.85
	86,561,061.27	56,335,915.14
	146,089,335.12	128,446,346.36
	296,118,632.68	257,448,490.17
	413,188,563.91	450,649,523.70

---

	2019	2018
	135,868,735.16	160,138,608.36
	96,119,111.57	

---

	2019	2018
5.		

	2019	2018
	2,234,872,104.35	2,117,195,698.35
	278,299,527.80	338,056,216.58
	664,359,978.31	647,785,920.50
	13,854,116,467.67	11,226,475,240.88
	2,035,159,581.65	937,971,125.77
	48,366,000.00	
	4,924,130.35	2,977,734.05
	27,114,289.04	6,481,572.92
	74,674,835.90	20,875,835.00
	155,079,255.29	30,335,141.97
	1,293,703,384.72	1,776,151,132.47
	46,414,977.78	
		19,388,979.00
	1,340,118,362.50	1,795,540,111.47
	-1,185,039,107.21	-1,765,204,969.50
		9,674,000.01
	5,034,212,813.65	3,280,336,678.33
	652,129,324.66	658,440,537.41
	5,686,342,138.31	3,948,451,215.75
	4,644,853,281.58	2,916,981,924.59
	465,534,828.18	419,552,574.60

---

	2019	2018
	774,256,576.35	819,232,587.73
	5,884,644,686.11	4,155,767,086.92
	-198,302,547.80	-207,315,871.17
	-12,868,768.66	-37,826,102.74
	638,949,157.98	-1,072,375,817.64

	2019	2018
	3,499,323,021.16	1,551,295,500.00
	4,289,623,457.58	3,217,727,723.26
	-461,757,130.46	-1,675,774,004.49
	4,096,878,500.00	3,159,919,245.00
	968,469,579.74	657,128,501.18
	5,065,348,079.74	3,817,047,746.18
	4,182,796,917.11	2,853,414,337.04
	408,195,360.22	394,314,732.89
	671,288,672.02	731,702,262.10
	5,262,280,949.35	3,979,431,332.03
	-196,932,869.61	-162,383,585.85
	-16,373,420.02	-37,289,865.69
	940,761,696.02	-825,240,785.32
	751,899,648.14	2,261,979,720.91
	1,692,661,344.16	1,436,738,935.59

2019										
	3,245,103,948.00		2,997,147,524.32	294,766,978.02	-112,629,928.32	1,061,825,823.19	8,304,597,414.21	15,201,277,803.38	-11,531,462.91	15,189,746,340.47
							87,369,764.25	87,369,764.25	52,691.00	87,422,455.25
	3,245,103,948.00		2,997,147,524.32	294,766,978.02	-112,629,928.32	1,061,825,823.19	8,391,967,178.46	15,288,647,567.63	-11,478,771.91	15,277,168,795.72



2019	

	2019										
2											
3											
4											
5											
6											

2019											
1											
2											
	3,245,103,948.00		2,997,147,524.32	356,880,480.14	-120,293,296.69		1,061,825,823.19	8,596,197,945.96	15,423,101,464.64	-11,871,684.67	15,411,229,779.97

2018											

	2018													
	3,245,103,948.00			2,950,700,838.47		-124,363,467.05		969,734,402.72		7,853,476,568.01		14,894,652,290.15	22,820,205.14	14,917,472,495.29


	2018												2019			
1																

	2018													
2														
3														
4														
5														
6														
1														
2														
				493,708.81					-4,822,731.83		-4,329,023.02			-4,329,023.02
	3,245,103,948.00			2,951,194,547.28	-135,019,291.96	969,734,402.72		7,969,060,087.06		15,000,073,693.10	-4,511,233.77		14,995,562,459.33	

	2019											
	3,245,103,948.00				3,030,803,915.63	294,766,978.02			1,061,823,040.79	8,111,188,978.92		15,154,152,905.32
										41,025,104.25		41,025,104.25

	2019											
4												
											-319,583,384.80	-319,583,384.80
1												
2											-319,583,384.80	-319,583,384.80
3												
1												
2												
3												
4												
5												
6												
1												
2												

	2019										
	3,245,103,948.00				3,030,803,915.63	356,880,480.14			1,061,823,040.79	8,205,737,357.92	15,186,587,782.20



	2018											
3												
4												
											-324,510,394.80	-324,510,394.80
1												
2											-324,510,394.80	-324,510,394.80
3												
1												
2												
3												
4												
5												
6												

	2018											
1												
2												
	3,245,103,948.00				3,030,803,915.63		-22,390,038.43		969,731,620.32	7,538,850,246.30		14,762,099,691.82

				2007 7 27		
		2001 6 25		2007 5		
2007 172						
	2007 6 26	2007			2016 10	
				2,940		17
	2007 7 18			17		
2007 6 30		1 0.8				
			2008 613			
					A	3,000
	18.78					
[2008] 19			2008 5 22			
12,000		2008 7 22				
	2009 4 17	2008		2008 12 31	12,000	
			10 10	12,000		
24,000						2009
2427		2009 7 20				
	2010 2 26	2009		2009 12 31	24,000	
			10 5	12,000		
36,000						[2010] 20
	2010 3 30					
						2010
1255		2010 9 29			5	
	A	1,579.1275		33.01		
50,621.998775						



MEMS

268

2019 8 20

2019

46

2018

3

1

33

76

2006 2 15

42

15

2014

2

12

19 2

1

2019 6 30

2019 1-6

2014

15

2

1 1 12 31

3

12

4

5

1

2

12

12

5

2012 19

33

6 2

14

6

1

2

2

22

14

9

14 2

7

8

1

2

3

/

9

1



3

4

5

6

7

8

12

12

12

A


B


C

12

**10**

**11**

**12**

13

1

2

3

4

5

14

1

/

22

2

20

6 2

15

16

1

2

		20-30	5%-10%	3%-4.75%
		5-10	5%-10%	9%-19%
		5-10	5%-10%	9%-19%
		5	5%-10%	18%-19%
		5	5%-10%	18%-19%

3

17

18

3

**19**

1

2

3

20

21

22

1

2

3

4

23

2

3

1

24

1

/

2

25

1

2

/

/

3

4

**26**

1

2

1

2

3

4

**27**

/

1

2

3

4

28

1

2

29



	2018 12 31	2019 01 01	
			0.00
	19,154,863.05	19,154,863.05	0.00
	7,191,930,013.52	7,286,690,639.09	94,760,625.57
			0.00
	161,082,664.75	161,082,664.75	0.00
			0.00
			0.00
	59,673,955.49	68,026,295.84	8,352,340.35
			0.00
			0.00
			0.00
	3,548,509,753.70	3,548,509,753.70	0.00
			0.00
			0.00
			0.00
	416,107,699.68	416,107,699.68	0.00
	13,820,181,727.47	13,975,379,518.19	155,197,790.72
			0.00
			0.00
	328,150,813.02		-328,150,813.02
			0.00
			0.00
			0.00
	247,669,710.76	247,669,710.76	0.00
		276,065,988.22	276,065,988.22
			0.00
			0.00
	11,117,324,474.69	11,117,324,474.69	0.00
	1,320,210,388.77	1,320,210,388.77	0.00
			0.00

	2018 12 31	2019 01 01	
			0.00
			0.00
	2,024,314,164.61	2,024,314,164.61	0.00
	303,168,566.45	303,168,566.45	0.00
	17,825,756.44	17,825,756.44	0.00
	144,790,491.79	144,790,491.79	0.00
	205,031,113.95	189,340,603.28	-15,690,510.67
	213,788,117.50	213,788,117.50	0.00
	15,922,273,597.98	15,854,498,262.51	-67,775,335.47
	29,742,455,325.45	29,829,877,780.70	87,422,455.25
	5,851,710,294.55	5,851,710,294.55	0.00
			0.00
			0.00
		112,990,718.70	112,990,718.70
	112,990,718.70		-112,990,718.70
			0.00
	328,086,658.38	328,086,658.38	0.00
	5,287,151,933.62	5,287,151,933.62	0.00
	104,206,438.76	104,206,438.76	0.00
			0.00
			0.00
			0.00
			0.00
	549,438,543.14	549,438,543.14	0.00
	91,032,452.99	91,032,452.99	0.00
	97,207,084.94	97,207,084.94	0.00
	21,213,347.24	21,213,347.24	0.00
			0.00
			0.00
			0.00
			0.00

	2018 12 31	2019 01 01	
			0.00
	1,030,880,716.40	1,030,880,716.40	0.00
			0.00
	13,452,704,841.48	13,452,704,841.48	0.00
			0.00
	606,423,511.34	606,423,511.34	0.00
			0.00
			0.00
			0.00
			0.00
			0.00
			0.00
	284,228,900.97	284,228,900.97	0.00
	209,351,731.19	209,351,731.19	0.00
			0.00
	1,100,004,143.50	1,100,004,143.50	0.00
	14,552,708,984.98	14,552,708,984.98	0.00
	3,245,103,948.00	3,245,103,948.00	0.00
			0.00
			0.00
			0.00
	2,997,147,524.32	2,997,147,524.32	0.00
	294,766,978.02	294,766,978.02	0.00
	-112,629,928.32	-112,629,928.32	0.00
			0.00
	1,061,825,823.19	1,061,825,823.19	0.00
			0.00
	8,304,597,414.21	8,391,967,178.46	87,369,764.25

	2018 12 31	2019 01 01	
	-11,531,462.91	-11,478,771.91	52,691.00
	15,189,746,340.47	15,277,168,795.72	87,422,455.25
	29,742,455,325.45	29,829,877,780.70	87,422,455.25

2019 1 1

	2018 12 31	2019 01 01	
	1,063,774,489.52	1,063,774,489.52	0.00
		56,604,824.80	56,604,824.80
	4,520,000.00		-4,520,000.00
			0.00
	18,400,074.37	18,400,074.37	0.00
	6,394,055,574.99	6,442,056,893.84	48,001,318.85
			0.00
	63,946,269.90	63,946,269.90	0.00
	1,616,698,777.62	1,616,962,287.30	263,509.68
			0.00
			0.00
	2,819,315,829.59	2,819,315,829.59	0.00
			0.00
			0.00
			0.00
	236,465,421.53	236,465,421.53	0.00
	12,217,176,437.52	12,317,526,090.85	100,349,653.33

	2018 12 31	2019 01 01	
			0.00
			0.00
	2,940,269,192.32	2,940,269,192.32	0.00
			0.00
			0.00
			0.00
	8,898,155,197.33	8,898,155,197.33	0.00
	709,051,981.95	709,051,981.95	0.00
			0.00
			0.00

	2018 12 31	2019 01 01	
			0.00
			0.00
			0.00
			0.00
	10,788,362,243.83	10,788,362,243.83	0.00
	500,000,000.00	500,000,000.00	0.00
			0.00
			0.00
			0.00
			0.00
			0.00
			0.00
	167,557,042.99	167,557,042.99	0.00
	203,084,748.93	203,084,748.93	0.00
			0.00
	870,641,791.92	870,641,791.92	0.00
	11,659,004,035.75	11,659,004,035.75	0.00
	3,245,103,948.00	3,245,103,948.00	0.00
			0.00
			0.00
			0.00
	3,030,803,915.63	3,030,803,915.63	0.00
	294,766,978.02	294,766,978.02	0.00
			0.00
			0.00
	1,061,823,040.79	1,061,823,040.79	0.00
	8,111,188,978.92	8,152,214,083.17	41,025,104.25
	15,154,152,905.32	15,195,178,009.57	41,025,104.25
	26,813,156,941.07	26,854,182,045.32	41,025,104.25

2019 1 1

4

31

1

	13%	13%
	7% 5%	7% 5%
	15% 25%	15% 25%
	3%	3%
	2%	2%

	15%
	15%
	25%
	25%
	25%
	25%
	25%
	25%
	25%
	25%
	25%
	25%
	25%

---

	25%
	25%
	15%
	25%
	25%
	--
	25%
	25%
	25%
	25%
	25%
	25%
	25%
	25%
	25%
	25%
	25%
	25%
	25%
	25%
	25%
	15%
	25%
	20%

	25%

2

2018 37

2078 2017

3

2017 1 1 2019 12 31

15%

2011 58

2011 1 1 2020 12 31

15%

15%

3

1

	370,868.96	337,736.19
	2,646,447,726.83	2,007,531,701.62
	414,470,724.17	383,719,708.61
	3,061,289,319.96	2,391,589,146.42
	361,768,230.91	211,795,498.80

2

	58,764,687.13	84,218,455.66

	56,867,587.15	52,084,824.80
	1,897,099.98	32,133,630.86
	58,764,687.13	84,218,455.66

3

4

1

	18,704,330.92	19,154,863.05
	18,704,330.92	19,154,863.05


2

3

4

5

6

--	--	--	--	--	--

8.64	0.03%	6,503,546,654.82	7,288,191,354.47	99.98%	1,500,715.38	0.02%	7,286,690,639.09
	.03%	6,503,546,654.82	7,288,191,354.47	99.98%	1,500,715.38	0.02%	7,286,690,639.09
	.06%	6,503,546,654.82	7,289,902,197.07	100.00%	3,211,557.98	0.04%	

2	3	3,249,897.50	768,925.75	23.66%
3		389,602.56	291,734.40	74.88%
		6,505,546,973.46	2,000,318.64	--

1	1	6,494,229,284.03
1	2	7,678,189.37
2	3	4,960,740.10
3		389,602.56
3	4	308,614.78
4	5	75,647.78
5		5,340.00
		6,507,257,816.06

	1,710,842.60	-209,458.27	209,458.27		1,710,842.60
	1,500,715.38	499,603.26			2,000,318.64
	3,211,557.98	290,144.99	209,458.27		3,711,161.24

3

4

4,455,199,780.31

68.47%

485,541.56

5

6

6

1


	38,255,738.35	36,917,874.92
	8,497,351.51	9,320,673.06
	10,384,991.08	227,071.49
	617,999.62	1,055,375.15
	66,939,135.72	69,903,662.23

2

	12	( )	( )	
2019 1 1	1,877,366.39			1,877,366.39
2019 1 1				

4

5

1		9,183,055.16	1		13.72%	57,853.25	
2		8,076,821.24	1		12.07%	50,883.97	
3		6,634,710.00	1		9.91%	41,798.67	
4		2,850,943.62	1 3	1-2 3	2	4.26%	157,328.78
5		2,000,000.00				2.99%	12,600.00
	--	28,745,530.02	--			42.95%	320,464.67

6

7

8

8

1

	2,086,263,257.79	22,895,530.47	2,063,367,727.32	1,567,430,014.91	38,728,203.23	1,528,701,811.68
	1,412,826,142.83	6,649,018.74	1,406,177,124.09	981,221,258.48	9,466,290.23	971,754,968.25
	982,548,525.99	6,267,274.42	976,281,251.57	765,640,661.08	4,942,442.86	760,698,218.22
	236,902,814.65		236,902,814.65	287,354,755.55		287,354,755.55
	4,718,540,741.26	35,811,823.63	4,682,728,917.63	3,601,646,690.02	53,136,936.32	3,548,509,753.70

4

2

	38,728,203.23	19,228,789.22		35,061,461.98	22,895,530.47
	9,466,290.23	8,418,796.27		11,236,067.76	6,649,018.74
	4,942,442.86	2,809,540.96		1,484,709.40	6,267,274.42
	53,136,936.32	30,457,126.45		47,782,239.14	35,811,823.63



3

0

4

9

	239,216,965.12	301,606,443.86
	644,442.10	24,826,880.96
	13,135,743.06	46,167,616.01
	41,163.08	43,506,758.85
	253,038,313.36	416,107,699.68

10

	( )									( )	
	247,669,710.76			1,649,680.23	228,463.56		3,205,108.54			246,342,746.01	
	0.00									0.00	36,079,509.69
	247,669,710.76			1,649,680.23	228,463.56		3,205,108.54			246,342,746.01	36,079,509.69
	247,669,710.76			1,649,680.23	228,463.56		3,205,108.54			246,342,746.01	36,079,509.69

11



**1**

1.	5,056,380,265.02	8,720,386,239.11	1,236,264,346.99	377,069,886.99	25,698,828.89	15,415,799,567.00
2.	161,466,461.76	429,239,426.30	91,346,483.89	26,705,871.07	1,303,862.60	710,062,105.62
1	48,989,762.64	153,096,083.94	26,321,900.76	26,309,077.11	1,304,826.43	256,021,650.88
2	112,299,645.59	276,413,762.92	65,147,414.98			453,860,823.49
3						

---

3.						
1						
4.						

---

13#	101,859,732.19	
16#	99,753,276.74	
26#		

13

	1,415,943,750.49	1,320,210,388.77
	1,415,943,750.49	1,320,210,388.77

1

1#	510,697,959.02		510,697,959.02	415,617,856.05		415,617,856.05
	69,650,439.94		69,650,439.94	309,493,203.99		309,493,203.99
34#	164,898,983.89		164,898,983.89	152,581,232.10		152,581,232.10
35#	128,936,200.35		128,936,200.35	108,983,180.51		108,983,180.51
41#	126,752,356.87		126,752,356.87	102,539,004.30		102,539,004.30
14#	62,393,189.44		62,393,189.44	48,195,405.50		48,195,405.50
37#	48,570,124.38		48,570,124.38	39,473,282.81		39,473,282.81
	79,948,552.81		79,948,552.81	35,943,346.91		35,943,346.91
39#	40,340,592.03		40,340,592.03	31,437,261.10		31,437,261.10
42#	25,329,832.80		25,329,832.80	25,294,577.58		25,294,577.58
	42,451,274.21		42,451,274.21	15,872,996.37		15,872,996.37
	32,831,136.87		32,831,136.87	14,060,408.08		14,060,408.08

43#	13,522,338.90		13,522,338.90	6,775,908.31	6,775,908.31
4	3,319,064.98		3,319,064.98	3,278,816.62	3,278,816.62
2#	4,000,614.34		4,000,614.34	3,133,768.87	3,133,768.87
D1	7,817,866.98		7,817,866.98		
D2	7,817,866.98		7,817,866.98		
D3	9,817,786.44		9,817,786.44		
D4	9,817,786.44		9,817,786.44		
D5	5,211,911.32		5,211,911.32		
D6	12,272,233.05		12,272,233.05		
	1,415,943,750.49		1,415,943,750.49	1,320,210,388.77	1,320,210,388.77

2

1#	1,500,000,000.00	415,617,856.05	95,080,102.97			510,697,959.02	34.05%	60.00%	4,310,829.30	3,344,527.67		
		309,493,203.99	86,689,766.02	326,532,530.07		69,650,439.94						
34#	260,446,500.00	152,581,232.10	12,317,751.79			164,898,983.89	63.31%	70.00%				
35#	223,320,000.00	108,983,180.51	19,953,019.84			128,936,200.35	57.74%	78.00%				
41#	192,035,000.00	102,539,004.30	24,213,352.57			126,752,356.87	66.00%	78.00%	3,751,535.24			



3

4

14

1

1.	988,842,099.63	8,964,410.00	2,033,756,971.41	118,207,174.65	3,149,770,655.69
2.	203,108,548.64		211,464,102.65	2,516,855.73	417,089,507.02
1	203,120,970.30			2,528,990.19	205,649,960.49
2			212,633,428.47		212,633,428.47
3					
4	-12,421.66		-1,169,325.82	-12,134.46	-1,193,881.94

6,782.65	1,118,286,986.96	39,039,378.46	2,131,641,164.15
5,003.17	1,079,755,323.60	45,109,009.02	2,024,314,164.61

54.68%

42,558,914.51	
159,994,603.60	


212,633,428.47    510,433,389.30    338,771,205.83

Dynaudio Holding A/S	47,119,449.18					47,119,449.18
	15,115,644.52					15,115,644.52
GoerTek Audio Technologies Aps	8,831,473.29					8,831,473.29
	73,776,678.91					73,776,678.91

2

18

/

1

	174,054,394.25	26,264,850.87	195,120,169.45	29,490,780.24
	316,625,469.29	54,769,783.85	322,284,040.42	55,618,569.52
	183,512,783.28	27,526,917.50	186,148,015.79	27,922,202.37
	8,702,690.00	1,305,403.50	34,727,777.09	5,391,633.69
	393,653,753.87	79,767,352.94	358,254,012.01	70,917,417.46
	1,076,549,090.69	189,634,308.66	1,096,534,014.76	189,340,603.28

2

	4,789,137.08	1,197,284.27	4,973,127.04	1,243,281.76
	0.00			
	0.00			
	57,783,824.58	8,974,743.78	44,403,194.88	7,074,683.69
	2,720,644.36	680,161.09	1,869,805.62	467,451.41
	1,474,244,946.60	221,136,742.01	1,337,108,762.23	200,566,314.33
	1,539,538,552.62	231,988,931.15	1,388,354,889.77	209,351,731.19

3

		189,634,308.66		189,340,603.28
		231,988,931.15		209,351,731.19

4

	32,612,677.48	28,712,358.48
	954,638,040.71	836,879,762.47
	75,013,385.20	80,080,885.18
	15,428,857.11	15,457,030.82
	1,077,692,960.50	961,130,036.95

5

2019	1,430,535.72	7,280,589.42	
2020	129,090,028.10	138,635,840.67	
2021	143,540,264.14	144,357,619.65	
2022	220,196,636.23	220,196,636.23	
2023	305,564,033.55	326,409,076.50	
2024	154,816,542.97		
	954,638,040.71	836,879,762.47	--

19


2

2 1

	10,000,000.00	
	8,772,378.91	
	5,826,172.55	
	3,801,220.18	
	3,103,571.55	
	2,962,747.77	
	2,839,114.33	
	2,609,523.37	
	2,310,000.00	
	1,225,736.29	
	1,176,858.60	
	44,627,323.55	--

25

1

	221,091,435.42	104,206,438.76
	221,091,435.42	104,206,438.76

2 1

3

26

1

	549,438,543.14	1,971,247,807.49	2,203,324,014.34	317,362,336.29
-		149,727,192.00	149,727,192.00	
		2,279,709.50	2,279,709.50	
		0.00	0.00	
	549,438,543.14	2,123,254,708.99	2,355,330,915.84	317,362,336.29

2

1	546,119,452.92	1,764,213,220.71	1,994,234,199.46	316,098,474.17
2		81,932,132.97	81,932,132.97	
3		69,056,933.21	69,056,933.21	
		58,425,227.86	58,425,227.86	
		2,360,108.80	2,360,108.80	
		8,271,596.55	8,271,596.55	
4		56,043,450.60	56,043,450.60	
5	3,319,090.22	2,070.00	2,057,298.10	1,263,862.12
6		0.00		
7		0.00		
	549,438,543.14	1,971,247,807.49	2,203,324,014.34	317,362,336.29

3

1		144,075,559.85	144,075,559.85	
2		5,651,632.15	5,651,632.15	
3		0.00		
		149,727,192.00	149,727,192.00	

16% 0.70%

27

	7,550,361.14	22,415,875.30
	50,655,598.45	33,796,246.46
	4,051,246.47	4,455,414.25
	8,518,801.89	6,318,880.38
	3,656,774.80	2,716,390.65
	2,433,622.06	1,810,176.45
	606,625.09	439,406.18
	12,702,300.08	11,168,325.66
	2,787,116.65	5,210,946.32
	61,091.69	114,488.17
	12,414.00	17,108.00
	2,340,931.44	2,569,195.17
	95,376,883.76	91,032,452.99

28

	15,600,946.27	21,213,347.24
	70,493,120.11	75,993,737.70
	86,094,066.38	97,207,084.94

1

	779,966.08	6,753,329.73

---

	15,600,946.27	21,213,347.24
--	---------------	---------------

2

3

1

	49,702,092.98	55,065,511.99

---

	500,000,000.00	500,000,000.00
	-895,106,624.38	-1,030,880,716.40
	667,195,797.34	606,423,511.34

			%		( )	( )	

								/
	28,797,159.62				.499,999.94		27,297,159.68	
	18,000,000.00						18,000,000.00	

	4,000				
		2018 7 18			
		10,000			
			2018 11 5		
			8,800		
				2019 4	
24	2019 4 26	476			
		37,655	5,501		
	2019 5 30	2020 5 29	8,500		
	2019 6 12	2020 6 13	12,070		
	2019 6 21	2020 6 22	412		
2018 9 26	2019 9 18	3,652		2018	
9 26	2019 9 18	1,430		2018 9	
26	2019 9 18				
		9,100			
2018 12 18	2019 12 16				

## 33

	2,939,747,324.58			2,939,747,324.58
	57,400,199.74			57,400,199.74
	2,997,147,524.32			2,997,147,524.32

## 34

	294,766,978.02	62,113,502.12		356,880,480.14
	294,766,978.02	62,113,502.12		356,880,480.14

2018 8 21 2018 9 12

2018

11.5  
 3 9 6 2018  
 40,017,100 1.23%  
 9,253,000 0.29% 1.52%

35

	0.00							
	-112,629,928.32	-7,590,440.23				-7,663,368.37	72,928.14	-120,293,296.69
		-186,532.61				-186,532.61		-186,532.61
	-112,629,928.32	-7,403,907.62				-7,476,835.76	72,928.14	-120,106,764.08
	-112,629,928.32	-7,590,440.23				-7,663,368.37	72,928.14	-120,293,296.69

36

	1,061,825,823.19			1,061,825,823.19
	1,061,825,823.19			1,061,825,823.19

10%

50%

37

	8,304,597,414.21	7,853,476,568.01
+	-	87,369,764.25
	8,391,967,178.46	7,853,476,568.01
	523,814,152.30	444,916,645.68
	319,583,384.80	324,510,394.80
		4,822,731.83
	8,596,197,945.96	7,969,060,087.06

- 1) 0.00
- 2) 87,369,764.25
- 3) 0.00
- 4) 0.00
- 5) 0.00

38

	13,074,417,446.24	11,022,184,985.68	8,294,829,150.42	6,518,419,361.35
	501,380,486.94	440,324,287.56	131,531,889.47	100,113,547.83
	13,575,797,933.18	11,462,509,273.24	8,426,361,039.89	6,618,532,909.18

39

	36,249,977.52	18,695,863.60
	15,579,206.68	8,079,292.04
	23,408,858.86	20,069,045.27
	4,967,543.79	9,891,394.01
	25,012.44	25,129.92
	5,398,521.55	3,638,617.61
	27,822.00	51,936.00
	10,367,788.87	5,386,194.72
	2,567,722.74	1,320,622.93
	98,592,454.45	67,158,096.10

40

	125,818,770.63	147,823,504.27
	53,452,837.17	35,680,229.36
	10,936,837.25	5,673,251.05
	14,926,749.62	8,030,570.91
	13,590,621.07	12,890,718.71
	10,912,712.77	11,528,467.61
	11,789,106.94	14,589,727.66
	5,687,053.37	4,139,935.80
	8,033,019.21	3,542,409.64
	738,557.88	70,867.88
	255,886,265.91	243,969,682.89

41

--	--	--

	229,708,511.52	215,271,253.31
	18,134,589.73	13,286,931.93
	31,436,012.03	55,195,088.97
	18,840,941.05	18,845,852.72
	21,167,002.45	16,210,027.95
	6,294,928.07	4,336,544.92
	7,611,573.39	8,579,394.00
	13,503,815.58	5,319,493.15
	3,937,992.72	4,237,822.52
	4,546,698.04	3,640,774.45
	10,678,397.13	16,832,190.12
	365,860,461.71	361,755,374.04

42

	199,032,378.42	192,694,760.02
	254,544,971.50	309,202,398.92
	25,997,333.90	22,994,557.65
	159,637,805.36	86,651,024.86
	3,007,597.47	6,351,026.28
	24,617,559.87	29,583,178.89
	666,837,646.52	647,476,946.62

43

	153,113,904.03	102,034,341.59
	9,057,928.35	7,952,910.34
	3,958,182.36	2,132,483.01
	18,680,007.55	85,579,923.43
	17,887,508.78	8,348,499.27

	176,665,309.65	185,877,370.94

44

		150,000,000.00
		22,750,000.00
		14,850,000.00
	3,007,500.00	3,007,500.00
	1,999,999.98	1,999,999.98
		3,677,901.12
2018		3,659,400.00
MEMS MIRROR	100,000.01	
		1,344,000.00
	1,499,999.94	
	577,732.56	577,732.57
LED	325,000.02	325,000.00
	132,499.98	132,500.00
	60,000.00	45,000.00
		6,920,000.00
1	2,000,000.00	
-qualcomm -	4,238,000.00	
2	100,000,000.00	
2019	3,200,000.00	
2018	1,838,000.00	
2018		





	-30,457,126.45	967,313.81
--	----------------	------------

49

	-20,401,734.17	-305,193.45
	-20,401,734.17	-305,193.45

50

	31,013.09		31,013.09
	5,707,215.58	4,203,913.72	5,707,215.58
	5,738,228.67	4,203,913.72	5,738,228.67

51

	10,468,643.36	14,340,707.06	10,468,643.36
	1,169,861.61	247,260.29	1,169,861.61
	11,638,504.97	14,587,967.35	11,638,504.97

52

1

	99,642,740.74	71,891,194.86
	22,343,494.58	4,759,458.15
	121,986,235.32	76,650,653.01

2


	10,936,837.25	5,673,251.05
	18,840,941.05	18,845,852.72
	22,538,323.01	16,609,964.91
	9,625,046.09	8,377,758.32
	12,579,717.25	7,183,184.09
	24,416,528.35	16,847,960.76
	49,304,463.81	28,445,929.87
	664,359,978.31	647,785,920.50

## 3

		20,875,835.00
	74,674,835.90	
	74,674,835.90	20,875,835.00

## 4

		19,388,979.00
		19,388,979.00

## 5

	652,129,321.94	658,383,532.57
	2.72	57,004.84
	652,129,324.66	658,440,537.41

## 6

	712,143,074.23	789,725,915.87

	62,113,502.12	
		29,506,671.86
	774,256,576.35	819,232,587.73

55

1

1	--	--
	523,348,311.40	432,920,364.73
	30,457,126.45	-967,313.81

2

3

4

	2,646,818,595.79	2,007,869,437.81
	370,868.96	337,736.19
	2,646,447,726.83	2,007,531,701.62
	2,646,818,595.79	2,007,869,437.81

56

	414,470,724.17	
	26,803,023.72	
	441,273,747.89	--

57

1

	--	--	874,645,903.37
	113,171,270.03	6.8747	778,018,530.08
	558,425.26	7.8170	4,365,210.26
	4,904,300.62	0.87966	4,314,117.08
	247,515,878.93	0.063816	15,795,473.33
	1,156,277,107.03	0.005942	6,870,598.57
	54,203,905.99	0.2220	12,033,267.13

	112,332,645,728.81	0.000295	33,138,130.49
	19,204,140.98	1.0472	20,110,576.43
	--	--	4,313,660,259.48

	2,476,493.96	6.8747	17,025,153.03
	13,085,173.00	0.063816	835,043.40
	369,708.69	0.2220	82,075.33
	62,414,065.97	0.005942	370,864.38
	22,367,603,525.42	0.000295	6,598,443.04
	15,504,971.36	1.0472	16,236,806.01
			1,395,624.38
	1,332,720.00	1.0472	1,395,624.38

2

Dynaudio Holding A/S				

58

1

	33,000,000.00		
	115,447,645.63		115,447,645.63
	148,447,645.63		115,447,645.63

2

59

1

1

2

3

4

5

6

2

1

2

3

3

4

5

3

6

1

1

				100.00%		
				100.00%		
				100.00%		
				100.00%		
				100.00%		
					100.00%	
				100.00%		
				100.00%		
				100.00%		


↓

				100.00%		
Dynaudio Holding A/S			/	88.57%	11.43%	
				100.00%		
ANIMA AB					75.00%	
GoerTek Audio Technologies Aps			/		100.00%	

5

2

1

2

3

1

					23.64%	
				20.00%		

2

3

4

	/	/
	--	--
	--	--
	--	--
	246,342,746.01	247,669,710.76
	--	

---

--	228,463.56	-1,439,351.12
--	1,878,143.79	-8,716,480.97

5

6

7

8

4

5

6



	10%	-13,215,786.60	-13,215,786.60	-8,400,499.33	-8,400,499.33
	10%	13,215,786.60	13,215,786.60	8,400,499.33	8,400,499.33

3

2

2019 6 30

1

2

1,710,842.60

2017 0105 37651

2019 1

2019 6 5

2019 03 7915

1,710,842.60

3

2019 6 30

1,464,394

2018 12 31

1,465,931

1

2

1

	--	--	--	--
	58,764,687.13			58,764,687.13
1				
2	56,867,587.15			56,867,587.15
3	1,897,099.98			1,897,099.98
			297,152,668.09	297,152,668.09

1.	78,060,461.43			78,060,461.43
	78,060,461.43			78,060,461.43
	--	--	--	--

2

3

4

5

6

7

8

9




5

1

/

		38,743,933.94	300,000,000.00		31,285,957.56
		798,000.00			
		4,061,896.45			58,953.00
		1,155,272.95			296,664.16
		412,784.55			96,798.87
		586,457.50			364,087.26
		2,895.00			823,230.20
		337,916.30			390,634.00
		444,835.60			253,066.75
		8,495,964.99			53,773.58
		1,704,217.00			39,000.00
		932,862.04			361,633.67
		1,800.00			
		139,000.68			

/

		12,939,976.73	18,827,337.83
		1,006,872.26	
		9,522.56	166,294.12



	27,498,800.00	2018	07	20
		2019	07	22
	34,373,500.00	2018	07	09
		2019	07	09
	75,621,700.00	2018	08	03
		2019	08	02
	68,747,000.00	2018	09	10
		2019	09	10
	68,747,000.00	2018	10	20
		2019	10	20
	515,602,500.00	2017	02	08
		2019	12	27
	378,108,500.00	2017	04	27
		2019	12	27
	137,494,000.00	2017	04	27
		2019	05	31
	103,120,500.00	2018	06	15
		2019	06	14
	103,120,500.00	2019	06	18
		2020	06	01
	137,494,000.00	2018	07	20
		2019	07	15
	68,747,000.00	2019	04	17
		2020	04	09
	65,309,650.00	2019	04	18
		2020	04	02
Dynaudio Holding A/S	46,902,000.00	2018	04	17
		2019	03	29
Dynaudio Holding A/S	62,536,000.00	2018	03	28
		2019	03	13
	153,705,901.86	2018	09	20
		2026	09	21

	46,000,000.00	2017	07	01
		2019	01	16

5

6

7

	7,880,000.00	8,380,000.00

8

6

1

				4,536,824.03	453.68
		4,794,816.47	479.48	517,261.78	51.73
		398,733.57	39.87	129,120.00	12.91
		253,378.67	25.34		
		5,400.00	0.54		
		243,562.41	24.36		
		15,000.00	1.50		
		160,000.00			
				3,194,334.00	

2

		30,772,186.79	51,819,737.27
		348,301.87	890,131.09
			448,468.57
		157,462.44	328,296.95
			81,524.00
		269,304.63	16,750.00
		157,070.76	10,192.00
		48,012.00	2,232.00
			1,210.00
		3,800.00	

7

8

1

2

3

4

5

1

2

1

5

2

3

1

2

3

4

1

1

2

2

3

4

5

6

7

8

1

1

	1,221,796.10	0.02%	1,221,796.10	100.00%		1,221,796.10	0.02%	1,221,796.10	100.00%	
	5,735,262,912.67	99.98%	634,199.52	0.01%	5,734,628,713.15	6,442,783,919.20	99.98%	727,025.36	0.01%	6,442,056,893.84
	3,378,669,075.02	58.90%	634,199.52	0.02%	3,378,034,875.50	3,629,953,460.32	56.33%	727,025.36	0.02%	3,629,226,434.96
	2,356,593,837.65	41.08%			2,356,593,837.65	2,812,830,458.88	43.65%			2,812,830,458.88
	5,736,484,708.77	100.00%	1,855,995.62	0.03%	5,734,628,713.15	6,444,005,715.30	100.00%	1,948,821.46		6,442,056,893.84

1,221,796.10

	1,221,796.10	1,221,796.10	100.00%	
	1,221,796.10	1,221,796.10	--	--

634,199.52

1		3,374,883,930.06	337,488.39	0.01%
1	2	3,012,344.93	113,866.64	3.78%
2	3	772,800.03	182,844.49	23.66%



5

6

2


1	1	1,851,260,810.05
1	2	63,549.00
3		110,000.00
3-4		
4-5		
5		110,000.00
		1,851,434,359.05

3

	54,558.17	45,059.47		99,617.64
	54,558.17	45,059.47		99,617.64

4

5

		756,612,284.85		40.87%
		424,874,727.07		22.95%
		180,971,412.50		9.77%
		88,475,837.53		4.78%
		87,352,000.00		4.72%

8

3

	3,438,946,382.32	436,909,190.00	3,002,037,192.32	3,377,178,382.32	436,909,190.00	2,940,269,192.32
	36,079,509.69	36,079,509.69	0.00	36,079,509.69	36,079,509.69	0.00
	3,475,025,892.01	472,988,699.69	3,002,037,192.32	3,413,257,892.01	472,988,699.69	2,940,269,192.32

1


	( )					( )	
	30,000,000.00					30,000,000.00	
	247,634,379.61					247,634,379.61	
	64,205,697.21					64,205,697.21	
	184,066,294.80					184,066,294.80	
	122,627,838.00					122,627,838.00	
	113,473,891.30					113,473,891.30	
Dynaudio Holding A/S	0.00					0.00	389,794,800.00
	50,000,000.00					50,000,000.00	
	60,000,000.00	10,000,000.00				70,000,000.00	
	4,000,000.00					4,000,000.00	
	50,000,000.00					50,000,000.00	
	150,000,000.00					150,000,000.00	
	1,000,000.00					1,000,000.00	
		2,368,000.00				2,368,000.00	
		47,000,000.00				47,000,000.00	
		2,400,000.00				2,400,000.00	
	2,940,269,192.32	61,768,000.00				3,002,037,192.32	436,909,190.00

2

	( )									( )	
	0.00									0.00	36,079,509.69
	0.00									0.00	36,079,509.69
	0.00									0.00	36,079,509.69

3

4

	9,825,082,893.52	8,607,012,745.17	5,408,761,399.21	4,335,779,702.54
	922,685,354.58	722,600,853.14	510,672,642.49	400,416,955.31
	10,747,768,248.10	9,329,613,598.31	5,919,434,041.70	4,736,196,657.85

5

			-10,284,156.53
			-1,217,494.74
		-6,805,761.45	
			1,126,265.95
		-6,805,761.45	-10,375,385.32

6

1

	-30,839,364.44	
	0.00	

	123,150,378.12	44
	0.00	
	0.00	
	0.00	
	0.00	
	0.00	
	0.00	

2

		/	/
	3.38%	0.16	0.16
	2.69%	0.13	0.13

3

1

2

3

4

2019