

**2018**

**Goertek®**

**2018 08**

)

(


.....	2
.....	7
.....	10
.....	13
.....	24
.....	33
.....	37
.....	38
.....	40
.....	41
.....	160





		2018 1 1 2018 6 30

			002241

	8,426,361,039.89	9,973,937,503.79	-15.52%
	444,916,645.68	718,842,187.16	-38.11%
	266,155,521.87	644,185,198.99	-58.68%
	937,971,125.77	1,512,063,618.00	-37.97%
/	0.14	0.23	-39.13%
/	0.14	0.23	-39.13%
	2.95%	6.46%	-3.51%
	26,313,486,734.61	26,570,592,215.26	-0.97%
	15,000,073,693.10	14,894,652,290.15	0.71%

	3,245,103,948
/	0.1371

1

2

	-14,645,900.51	

	214,786,303.67	47
	7,209,256.00	
	3,956,653.43	
	32,435,569.04	
	109,619.74	
	178,761,123.81	--

1

1

1

MEMS

/

MEMS

MEMS

/

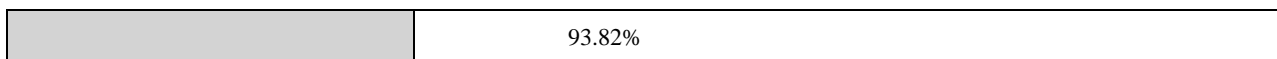
/

31

5

**1**

	105.60%



2

1

2

3

"

"

"

"

4



2018				6.763		2.35%		IDC
2018								+
								5G
MEMS								SIP
								AI
			VR/AR					
				842,636.10		15.52%		44,491.66
38.11%				661,853.29		14.77%		
"	"							"

---

	8,426,361,039.89	9,973,937,503.79	-15.52%	
	6,618,532,909.18	7,765,796,964.65	-14.77%	
	243,969,682.89	226,009,786.50	7.95%	
	1,009,232,320.66	945,336,716.47	6.76%	
	185,877,370.94	203,486,608.82	-8.65%	

	1,884,280,133.53	22.36%	1,852,983,329.11	18.58%	1.69%
	6,542,080,906.36	77.64%	8,120,954,174.68	81.42%	-19.44%

10%

	8,294,829,150.42	6,518,419,361.35	21.42%	-13.29%	-12.10%	-1.06%
	5,452,912,723.55	4,084,033,750.09	25.10%	-3.85%	-3.80%	-0.05%
	2,841,916,426.87	2,434,385,611.26	14.34%	-27.03%	-23.22%	-4.25%
	1,763,292,553.14	1,315,285,654.09	25.41%	15.66%	15.07%	0.38%
	6,531,536,597.28	5,203,133,707.26	20.34%	-18.77%	-17.05%	-1.65%

30%

67.78%

	2,915,987.22	0.57%		
	-967,313.81	-0.19%		
	4,203,913.72	0.82%		
	14,587,967.35	2.86%		
	214,786,303.67	42.15%		

	2,526,263,055.61	9.60%	3,617,913,739.73	14.56%	-4.96%	
	3,980,751,706.91	15.13%	4,623,627,771.48	18.61%	-3.48%	
	4,913,378,169.94	18.67%	3,510,444,547.57	14.13%	4.54%	
	241,074,180.63	0.92%	293,262,307.12	1.18%	-0.26%	
	9,516,087,609.29	36.16%	7,581,249,332.29	30.51%	5.65%	
	1,779,042,992.30	6.76%	2,177,729,917.41	8.76%	-2.00%	
	5,081,425,881.83	19.31%	4,313,170,252.39	17.36%	1.95%	
	1,007,088,383.93	3.83%	1,034,922,952.04	4.17%	-0.34%	

2

3.	158,681,740.16	-15,071,480.79	-26,341,221.68				143,610,259.37
	158,681,740.16	-15,071,480.79	-26,341,221.68				143,610,259.37

3

	240,791,268.50	
	21,379,504.79	
	262,170,773.29	

1

1,795,540,111.47	2,035,985,786.06	-11.81%

2

3

4

	169,951,481.05	-15,071,480.79	-26,341,221.68	0.00	0.00	0.00	143,610,259.37	
	169,951,481.05	-15,071,480.79	-26,341,221.68	0.00	0.00	0.00	143,610,259.37	--

5

	KOPN		169,951,481.05		169,951,481.05	-15,071,480.79	-26,341,221.68			-15,071,480.79	143,610,259.37		
			169,951,481.05	--	169,951,481.05	-15,071,480.79	-26,341,221.68	0.00	0.00	-15,071,480.79	143,610,259.37	--	--
			2017 02 11										
	)		2017 03 02										

6

				124,149.80			124,149.80		286,631.11	19.11%	720.93
				124,149.80			124,149.80		286,631.11	19.11%	720.93

--	--

7

1

	245,342
	1,889.56
	247,462.32
	0
	0
	0.00%

	[2014]1247	2014 12 12	2,500
100	250,000	[2014]485	250,000
2014 12			





10%

			805,601,925.00	2,102,576,199.00	1,417,980,714.53	1,404,074,156.07	52,700,154.03	45,127,145.25

2

**1**

2018		42.34%	2018 01 16	2018 01 17	2018 2018-002
2017		41.76%	2018 04 23	2018 04 24	2017 2018-029

**2**

--	--	--	--




2015 4 23	<	1		
>	1	2015 8 19		
<	2	>	2017 12	
26	<	3	>	
	2015 4 24	2015 8 20	2017 12 27	1
2	3	2015 6 24	2015 9 24	
2018 2 9			2	
1			1	
	41,411,300	1.28%	2017 9 2	
26,043,496	0.80%	1	2	67,454,796
	2.08%			
2018 2 8	" 3 "			55,000,000
	11.77 /	55,000,000		1.69%
3		2018 2 12		
	122,454,796		3.77%	

1

2

3

4

5

1

2

1

A1				0	A2			0
A3				0				

	2016 08 18	99,249.00	2017 02 08	49,624.50				
	2016 08 18	99,249.00	2017 04 27	49,624.50				
	2017 03 22	99,249.00	2017 06 20	9,924.90				
	2018 03 30	198,498.00	2018 06 15	9,924.90				
Dynaudio Holding A/S	2016 04 22	26,466.40	2017 04 24	4,590.90				
Dynaudio Holding A/S	2017 10 20	26,466.40	2018 03 28	6,121.20				
Dynaudio Holding A/S	2017 10 20	26,466.40	2018 04 17	4,590.90				
B1		231,581.00		B2		173,969.07		
B3		330,830.00		B4		159,453.27		
C1		0		C2		0		
C3		0		C4		0		
A1+B1+C1		231,581.00		A2+B2+C2		173,969.07		
A3+B3+C3		330,830.00		A4+B4+C4		159,453.27		
A4+B4+C4				10.63%				
D				0				
E				70% 159,453.27				
F				50% 0				

D+E+F	159,453.27

2

3

1

	COD		1		COD50mg/L 5mg/L	COD500mg/L 45mg/L	COD1.83t/a 0.183t/a	COD2.9t/a 0.29t/a	

--

					2013 6 5	[2013]92
2014 11 24			[2014]179			
2016 6 14			[2016]11			2018 5 26
			2018 7 27		180702	180702

370784-2018-049-M
-------------------

COD

1

	521,711,842	16.08%	0	0	0	-1,083,047	-1,083,047	520,628,795	16.04%
3	521,711,842	16.08%	0	0	0	-1,083,047	-1,083,047	520,628,795	16.04%
	521,711,842	16.08%	0	0	0	-1,083,047	-1,083,047	520,628,795	16.04%
	2,723,392,106	83.92%	0	0	0	1,083,047	1,083,047	2,724,475,153	83.96%
1	2,723,392,106	83.92%	0	0	0	1,083,047	1,083,047	2,724,475,153	83.96%
	3,245,103,948	100.00%	0	0	0	0	0	3,245,103,948	100.00%

2

	416,326,138				416,326,138	2018 1 1
	7,342,150	675,000			6,667,150	2018 1 1
	16,200,000				16,200,000	2018 1 1

---

	3,355,874		1	3,355,875		2018	1	1
	76,942,958		1	76,942,959		2018	1	1
	1,479,722							



10


10



			555,101,518		55,000,000	500,101,518			
			102,590,612			102,590,612			

4,474,500

4,474,500



2017



1

2018 06 30

	2,526,263,055.61	3,473,251,001.59
	19,658,433.75	40,182,134.84
	3,980,751,706.91	6,290,563,594.39
	162,902,321.46	84,047,429.61
	892,759.57	
	65,457,278.66	107,051,079.80

---

	285,241,549.27	256,550,044.32
	11,954,545,275.17	13,246,276,215.62
	348,724,849.64	361,241,930.55

	4,203,276,964.39	4,533,024,810.74
	131,993,010.08	59,179,431.23
	301,250,953.48	495,611,673.86
	86,986,891.67	224,853,660.87
	4,872,254.91	4,194,669.38
	72,996,414.18	75,770,955.17
	4,449,703.44	307,663,292.70
	10,125,632,784.14	10,462,344,739.61
	1,007,088,383.93	995,743,710.00
	183,930,359.95	193,695,993.62
	1,272,747.26	1,335,276.74
	1,192,291,491.14	1,190,774,980.36
	11,317,924,275.28	11,653,119,719.97
	3,245,103,948.00	3,245,103,948.00

---

	2,951,194,547.28	2,950,700,838.47

	143,610,259.37	158,681,740.16
	2,998,044,259.50	2,782,456,616.03
	7,467,029,682.74	7,543,061,026.56
	1,324,374,933.90	526,065,598.85
	1,226,279,400.89	1,110,171,630.64
	29,832,863.91	20,075,668.85
	65,601,946.85	66,764,239.71
	70,514,527.78	106,290,700.82
	13,325,287,874.94	12,313,567,221.62
	23,579,562,541.68	24,445,699,692.38
	4,479,352,156.83	3,841,895,181.38
	3,651,600.00	5,662,000.00
	230,035,931.55	364,820,237.07

---

		300,000,000.00

	8,426,361,039.89	9,973,937,503.79
	8,426,361,039.89	9,973,937,503.79
	8,123,803,065.96	9,215,643,557.41
	6,618,532,909.18	7,765,796,964.65
	67,158,096.10	76,420,599.54
	243,969,682.89	226,009,786.50
	1,009,232,320.66	945,336,716.47
	185,877,370.94	203,486,608.82
	-967,313.81	-1,407,118.57
	2,915,987.22	5,112,315.96
	-4,299,395.80	5,112,315.96
-		
-	-305,193.45	-9,119,499.49
	214,786,303.67	
	519,955,071.37	754,286,762.85
	4,203,913.72	102,144,964.27
		0.00
	14,587,967.35	1,534,971.70
	14,340,707.06	1,092,594.72

---

	509,571,017.74	854,896,755.42
	76,650,653.01	148,331,696.33
	432,920,364.73	706,565,059.09
	432,920,364.73	706,565,059.09
	444,916,645.68	

	0.14	0.23
	0.14	0.23
	0.00	0.00

4

	5,919,434,041.70	6,866,972,933.45
	4,736,196,657.85	5,401,072,317.63
	56,335,915.14	66,361,957.85
	128,446,346.36	107,666,884.94
	708,098,013.87	673,896,616.17
	160,138,608.36	195,057,017.90
	-7,482,815.16	-3,702,220.85
	-10,375,385.32	-999,865.70
	-10,284,156.53	-999,865.70
	4,574,938.30	-7,915,213.88
	176,705,366.67	
	308,606,234.93	417,705,280.23
	2,276,293.47	49,892,913.24
	9,136,585.30	1,485,476.78
	9,012,830.83	1,092,594.72
	301,745,943.10	466,112,716.69
	45,261,891.47	70,066,887.36




	256,484,051.63	396,045,829.33
	256,484,051.63	396,045,829.33
	-12,810,758.67	20,783,038.09
1.		
2.		
	-12,810,758.67	20,783,038.09
1.		
2.	-12,810,758.67	20,783,038.09
3.		
4.		
5.		
6.		
	243,673,292.96	416,828,867.42

5

	11,062,646,305.11	10,855,580,996.05

	809,602,593.51	720,121,582.85
	292,197,468.03	145,888,837.50
	12,164,446,366.65	11,721,591,416.40
	8,123,437,405.45	7,496,649,844.69
	2,117,195,698.35	1,710,198,291.46
	338,056,216.58	361,837,530.47
	647,785,920.50	640,842,131.78
	11,226,475,240.88	10,209,527,798.40
	937,971,125.77	1,512,063,618.00
	2,977,734.05	
	6,481,572.92	43,899,950.48
	20,875,835.00	
	30,335,141.97	43,899,950.48
	1,776,151,132.47	1,799,616,343.72
		236,369,442.34

	19,388,979.00	
	1,795,540,111.47	2,035,985,786.06
	-1,765,204,969.5	-1,992,085,835.58
	9,674,000.01	9,415,747.27
	3,280,336,678.33	4,241,177,603.71
	658,440,537.41	1,395,905,585.09
	3,948,451,215.75	5,646,498,936.07
	2,916,981,924.59	3,206,475,991.03
	419,552,574.60	306,430,868.55
	819	



53 1,000.00



---

	2,261,979,720.91	2,090,358,265.90
	1,436,738,935.59	1,666,816,922.82

	3,245,103,948.00			2,950,700,838.47		-124,363,467.05		969,734,402.72		7,853,476,568.01	22,820,205.14	14,917,472,495.29
	3,245,103,948.00			2,950,700,838.47		-124,363,467.05		969,734,402.72		7,853,476,568.01	22,820,205.14	14,917,472,495.29
				493,708.81		-10,655,824.91				115,583,519.05	-27,331,438.91	78,089,964.04
						-10,655,824.91				444,916,645.68	-11,918,790.52	422,342,030.25
											-16,630,143.14	-16,630,143.14
1											-16,630,143.14	-16,630,143.14
2												

3													
4													
											-324,510,394.80	1,217,494.75	-323,292,900.05
1													
2													
3											-324,510,394.80	1,217,494.75	-323,292,900.05
4													





	3,245,103,948.00				2,950,700,838.47	-124,363,467.05	969,734,402.72	7,853,476,568.01	22,820,205.14	14,917,472,495.29
--	------------------	--	--	--	------------------	-----------------	----------------	------------------	---------------	-------------------

8

	3,245,103,948.00				3,030,803,915.63	-9,579,279.76	969,731,620.32	7,606,876,589.47	14,842,936,793.66		

2018

											-324,510,394.80	-324,510,394.80
1												
2											-324,510,394.80	-324,510,394.80
3												



3											
4											
1											
2											
	3,245,103,948.00				3,030,803,915.63		-9,579,279.76		969,731,620.32	7,606,876,589.47	14,842,936,793.66

				2007 7 27			
		2001 6 25		2007 5		2007 172	
2007 6 26	2007				2016 10		
			2,940		17		
2007 7 18				17		2007 6 30	
	1 0.8						
		2008 613					
			A	3,000		18.78	
				[2008] 19		2008 5 22	
			12,000	2008 7 22			
2009 4 17	2008			2008 12 31	12,000		
	10 10		12,000		24,000		
				2009 2427		2009 7 20	
2010 2 26	2009			2009 12 31	24,000		
	10 5		12,000		36,000		
			[2010] 20		2010 3 30		
						2010 1255	
2010 9 29					5	A	
1,579.1275		33.01		50,621.998775			
			[2010] 90			37,579.1275	2010
12 13							
2011 5 25	2010			2010 12 31	37,579.1275		
	10 10		37,579.1275			75,158.255	



2018

41

**1**

33

76

2006 2 15

42

15

2014

**2**

12

**1**

2018 6 30

2018

2014

15

**2**

1 1

12 31

3

12

4

5

1

2

12

12

5

2012

19

33

6 2

2

22

12 2

7

8

1

2

3

/

9

1

2

A.

B.

C.

A.

B.



20%

12

4



10

1

	100	
	10% 1,000	10%

2


1	1	
3	1.00%	1.00%

4-6	5.00%	5.00%
7-12	10.00%	10.00%
1 2	30.00%	30.00%
2 3	50.00%	50.00%
3	100.00%	100.00%
" "		
	0.50%	
1-90	3.00%	
91-180	25.00%	
181-360	50.00%	
360	100.00%	
" "		

	0.00%	0.00%

3


11

1

12

"

"

"

"

"

“ ” “ ” “ ” “ ”  
“ ” “ ”

— —

"

"

13

18

"

14

1

2

		20-30	5%-10%	3%-4.75%
		5-10	5%-10%	9%-19%
		5-10	5%-10%	9%-19%
		5	5%-10%	18%-19%
		5	5%-10%	18%-19%

3

18

4

5

15

17

1

18

"

18

19

20

1

2

3

4

21

22

1

)

)

24

1

2

25

/



26

1

2

27





29

1

	2018 4 30 17%	
	2018 5 1	17% 16%
	16%	
		7% 5%
		3%
		2%
		0.5%

--	--

	25%
	25%
	25%
	25%
	25%
	25%
	25%
	25%
	25%
	25%
	25%
	25%
	25%
	25%
	20%
	13%
	16.5%
	21%
	20%
Dynaudio Holding A/S	22%
	38%
Goertek Nikko MaChinery Co., Ltd	38%
Eco Trust Japan Co., Ltd	38%
ANIMA AB	22%
GoerTek Audio Technologies Aps	22%
Goertek ShinNei Technology	38%
Optimas Capital Partners Fund LP	--
	25%

2

2018 37

2078 2017

3

2017 1 1 2019 12 31

15%

2016 12 30

2016 187

2016

3

2016 1 1 2018 12 31

15%

3

1

	392,633.07	526,955.98
	2,285,079,154.04	3,357,320,648.77
	240,791,268.50	115,403,396.84
	2,526,263,055.61	3,473,251,001.59
	189,312,640.89	147,718,255.05

2

3

1

	19,658,433.75	40,182,134.84
	0.00	0.00
	19,658,433.75	40,182,134.84

2

**3**

	21,830,100.01	0.00
	0.00	0.00
	21,830,100.01	0.00

**4**

4

1

	1,710,842.60	0.04%	1,710,842.60	100.00%	0.00	1,710,842.60	0.03%	1,710,842.60	100.00%	0.00
	4,055,982,395.39	99.96%	75,230,688.48	1.85%	3,980,751,706.91	6,383,260,992.35	99.97%	92,697,397.96	1.45%	6,290,563,594.39

1			
3	3,368,958,676.42	33,689,586.76	1.00%
4-6	575,796,169.29	28,789,808.46	5.00%
7-12	103,902,593.20	10,390,259.32	10.00%
1	4,048,657,438.91	72,869,654.54	1.80%
1 2	6,872,458.68	2,061,737.60	30.00%
2 3	306,402.93	153,201.47	50.00%
3	146,094.87	146,094.87	100.00%
	4,055,982,395.39	75,230,688.48	1.85%



7

1

	73,462,457.40	100%	8,005,178.74	10.90%	65,457,278.66	115,986,031.50	100%	8,934,951.70	7.70%	107,051,079.80
	73,462,457.40	100%	8,005,178.74	10.90%	65,457,278.66	115,986,031.50	100%	8,934,951.70	7.70%	107,051,079.80

1			
3	42,939,727.53	429,397.28	1.00%
4-6	5,666,759.03	283,337.96	5.00%
7-12	10,734,720.47	1,073,472.05	10.00%
1	59,341,207.03	1,786,207.29	3.01%
1 2	10,627,549.70	3,188,264.91	30.00%
2 3	925,988.27	462,994.14	50.00%
3	2,567,712.40	2,567,712.40	100.00%
	73,462,457.40	8,005,178.74	10.90%

2

-929,772.96

0.00

3

4

	19,420,409.66	77,518,106.95
	40,529,738.60	30,576,840.60
	3,959,402.12	6,173,562.87
	8,335,365.39	733,693.79
	1,217,541.63	983,827.29
	73,462,457.40	115,986,031.50

5

1		19,420,409.66	1	1-2	26.44%	4,461,440.89
2		6,638,760.00	1		9.04%	595,144.80
3		2,441,562.18	1		3.32%	24,415.62

7

8

8

1

	2,286,243,983.11	11,753,154.31	2,274,490,828.80	1,512,250,800.20	9,837,861.77	1,502,412,938.43
	1,047,674,250.07	1,012,302.02	1,046,661,948.05	379,378,245.76	1,434,596.41	377,943,649.35
	1,292,580,006.40	7,013,082.11	1,285,566,924.29	842,786,759.70	5,524,029.64	837,262,730.06
	306,658,468.80	0.00	306,658,468.80	277,011,613.23	0.00	277,011,613.23
	4,933,156,708.38	19,778,538.44	4,913,378,169.94	3,011,427,418.89	16,796,487.82	2,994,630,931.07

4

2


3

4

9

	263,690,293.35	250,074,905.25
	18,222,768.84	2,981,385.03
	3,328,487.08	3,493,754.04
	285,241,549.27	256,550,044.32

10

1

	348,724,849.64		348,724,849.64	361,241,930.55		361,241,930.55
	143,610,259.37		143,610,259.37	158,681,740.16		158,681,740.16
	205,114,590.27		205,114,590.27	202,560,190.39		202,560,190.39
	348,724,849.64		348,724,849.64	361,241,930.55		361,241,930.55

2

/	169,951,481.05		169,951,481.05
	143,610,259.37		143,610,259.37
	-26,341,221.68		-26,341,221.68

3

Mobvoi Inc.	130,684,000.00	1,648,000.00		132,332,000.00					8.55%	
	71,876,190.39	906,399.88		72,782,590.27						
	202,560,190.39	2,554,399.88		205,114,590.27					--	

4

5

11

	185,266,887.89		5,984,760.73	-1,439,351.12		2,977,734.05				186,834,563.45
	64,523,773.71		-10,284,156.53							54,239,617.18
	249,790,661.60		-4,299,395.80	-1,439,351.12		2,977,734.05				241,074,180.63
	249,790,661.60		-4,299,395.80	-1,439,351.12		2,977,734.05				241,074,180.63

12

1

2018 Activity

1.	4,397,220,844.91	7,046,260,314.51	993,858,946.59	267,704,951.58	21,818,003.51	12,726,863,061.10
2.	137,542,657.43	375,355,390.52	81,974,434.74	55,889,761.51	626,051.28	651,388,295.48
1	135,301,181.69	205,620,886.91	44,338,155.46	55,889,761.51	626,051.28	441,776,036.85
2						

---

1						
3.						



52,060,951.54	
45,119,448.00	
11,032,049.07	
5,114,188.47	
81,011,075.99	
35,398,738.70	
30,029,933.51	
111,306,978.28	
11,976,867.56	
57,240,208.74	

13

1

12#-2	4,776,914.08					

1	4,253,215.34		4,253,215.34	4,253,215.34		4,253,215.34
3	15,910,578.94		15,910,578.94	14,119,391.05		14,119,391.05
	99,081,134.60		99,081,134.60	56,524,195.70		56,524,195.70
1#	253,774,664.65		253,774,664.65	174,810,487.27		174,810,487.27
	269,427,199.38		269,427,199.38	64,535,349.47		64,535,349.47
	602,195,665.63		602,195,665.63	233,205,404.38		233,205,404.38
	1,779,042,992.30		1,779,042,992.30	865,304,267.42		865,304,267.42

## 2

12#-2	75,604,800.00	4,693,366.66	83,547.42			4,776,914.08	6.32%	10%	5,423,509.92	83,547.42		
14#	60,608,675.31	45,444,487.80	532,156.30			45,976,644.10	75.86%	86%				
19#	56,517,500.00	48,361,758.62	1,708,181.17			50,069,939.79	88.59%	95%	16,665,457.90	916,636.79		
20#	64,688,400.00	13,680,262.47	14,351,083.26			28,031,345.73	43.33%	85%				
26#	70,801,065.25	73,185,020.90	8,870,494.23			82,055,515.13	115.90%	95%	589,114.26			
28#	115,000,000.00	35,500.00		35,500.00			99.79%	100%				
32#	37,550,400.00	20,825,885.63	1,259,668.13			22,085,553.76	58.82%	60%				
33#	101,150,000.00	43,487,574.35	5,127,548.55			48,615,122.90	48.06%	50%	8,002,068.73	752,356.38		
34#	260,446,500.00	66,938,145.63	12,258,127.08			79,196,272.71	30.41%	85%				
35#	223,320,000.00	487,111.64	41,855,386.37			42,342,498.01	18.96%	30%				
43#	13,278,000.00		2,797,744.36			2,797,744.36	21.07%	30%				

37#	68,922,500.00	717,110.51	9,388,950.49			10,106,061.00	14.66%	20%				
1	4,500,000.00	4,253,215.34				4,253,215.34	95.00%	95%				
3	25,000,000.00	14,119,391.05	1,791,187.89			15,910,578.94	63.64%	95%				
		56,524,195.70	44,762,914.64	2,205,975.74		99,081,134.60			3,535,085.80	379,942.42		
1#	1,500,000,000.00	174,810,487.27	78,964,177.38			253,774,664.65	16.92%	20%				
		64,535,349.47	279,391,029.16	74,499,179.25		269,427,199.38						
		233,205,404.38	501,861,864.89	132,871,603.64		602,195,665.63						

14

1

1.	840,975,293.29		1,454,535,260.55	93,581,947.65	2,389,092,501.49
2.			215,681,336.92	8,510,079.19	224,191,416.11
1				8,510,079.19	8,510,079.19
2			215,681,336.92		215,681,336.92
3.	72,114.65		680,009.85	164,579.00	916,703.50
1					
2	72,114.65		680,009.85	164,579.00	916,703.50
4.	840,903,178.64		1,669,536,587.62	101,927,447.84	2,612,367,214.10
1.	80,673,390.93		641,558,718.66	56,716,120.45	778,948,230.04
2.	8,579,273.81		86,651,024.86	8,393,644.35	103,623,943.02
1	8,579,273.81		86,651,024.86	8,393,644.35	103,623,943.02
3.	182,566.96		273,850.45	72,613.47	529,030.88
1					
2	182,566.96		273,850.45	72,613.47	529,030.88
4.	89,070,097.78		727,935,893.07	65,037,151.33	882,043,142.18
1.					
2.					
1					

1.	751,833,080.86		941,600,694.55	36,890,296.51	1,730,324,071.92
2.	760,301,902.36		812,976,541.89	36,865,827.20	1,610,144,271.45

52.16%

2

15

	270,186,885.72	852,701,583.52		215,681,336.92	560,825,921.76
	270,186,885.72	852,701,583.52		215,681,336.92	560,825,921.76

16

1

	1,743,540.56				1,743,540.56
	966,571.36				966,571.36
Eco Trust Japan Co., Ltd.	24,679,520.04				24,679,520.04
Dynaudio Holding A/S	47,119,449.18				47,119,449.18
	15,115,644.52				15,115,644.52
GoerTek Audio Technologies Aps	8,831,473.29				8,831,473.29
	98,456,198.95				98,456,198.95

2


Eco Trust Japan Co., Ltd.

Dynaudio Holding A/S	43,641,057.68					43,641,057.68
GoerTek Audio Technologies Aps	8,831,473.29					8,831,473.29
	52,472,530.97					52,472,530.97

1 2017

Dynaudio Holding A/S

43,641,057.68

2 2017

AM3D A/S

GoerTek Audio Technologies Aps

8,831,473.29

17

	101,767,532.95	34,097,400.97	8,122,935.56	221,328.19	127,520,670.17
	10,998,097.86		2,431,356.31		8,566,741.55
	370,515.74		370,515.74		
	26,676.32		26,676.32		
	62,735.83		19,811.34		42,924.49
	113,225,558.70	34,097,400.97	10,971,295.27	221,328.19	136,130,336.21

18

/

1

	98,763,565.72	15,296,908.56	117,274,783.39	18,494,167.29
	183,445,628.19	27,594,244.38	220,343,137.65	33,082,988.97
	104,785,538.52	25,873,252.72	82,070,496.37	19,671,351.86
	165,930,359.95	33,372,147.78	175,695,993.62	35,710,032.95
	26,341,221.68	3,951,183.25	11,269,740.89	1,690,461.13
	579,266,314.06	106,087,736.69	606,654,151.92	108,649,002.20

2

	5,090,989.04			

	109,104,804.22	132,713,795.76
	109,104,804.22	132,713,795.76

20

1

	602,073,725.00	535,566,805.10
	4,479,352,156.83	3,841,895,181.38
	5,081,425,881.83	4,377,461,986.48

Dynaudio Holding A/S

2

0.00

21

	5,811,600.00	11,534,000.00
	5,811,600.00	11,534,000.00
	5,811,600.00	11,534,000.00

22

	232,569,110.16	373,050,259.18
	232,569,110.16	373,050,259.18

0.00

23

1

	3,932,396,524.92	4,279,362,084.71
	171,347,993.42	143,606,796.61
	99,532,446.05	110,055,929.42
	4,203,276,964.39	4,533,024,810.74

2

1

	5,058,151.78	
	3,832,138.05	

3

25

1

	495,611,673.86	1,779,322,709.13	1,973,683,429.51	301,250,953.48
-		150,066,731.53	150,066,731.53	
	495,611,673.86	1,929,389,440.66	2,123,750,161.04	301,250,953.48

2

1	482,241,701.91	1,577,531,964.43	1,783,525,766.08	276,247,900.26
2		63,870,548.89	63,870,548.89	
3		66,227,320.32	66,227,320.32	
		54,938,197.03	54,938,197.03	
		3,836,610.87	3,836,610.87	
		7,452,512.42	7,452,512.42	
4		47,388,973.64	47,388,973.64	
5	13,369,971.95	24,303,901.85	12,670,820.58	25,003,053.22
	495,611,673.86	1,779,322,709.13	1,973,683,429.51	301,250,953.48

3

1		144,348,552.56	144,348,552.56	
2		5,718,178.97	5,718,178.97	
		150,066,731.53	150,066,731.53	

18%

0.70%



---

	7,448,575.63	3,375,113.29
	5,518,000.44	12,439,035.32
	72,996,414.18	75,770,955.17

**2**      **1**

**29**

	4,449,703.44	307,663,292.70
	4,449,703.44	307,663,292.70



	3,245,103,948.00	0.00	0.00	0.00	0.00	0.00	3,245,103,948.00

33

1

2

34

	2,948,636,587.11	493,708.81		2,949,130,295.92
	2,064,251.36			2,064,251.36
	2,950,700,838.47	493,708.81		2,951,194,547.28

- 493,708.81 2018  
51% 100%

35

	-124,363,467.05	-12,839,056.60		-2,260,722.12	-10,655,824.91	77,490.43	-135,019,291.96
	-9,579,279.76	-15,071,480.79		-2,260,722.12	-12,810,758.67		-22,390,038.43

	-114,784,187.29	2,232,424.19			2,154,933.76	77,490.43	-112,629,253.53
	-124,363,467.05	-12,839,056.60		-2,260,722.12	-10,655,824.91	77,490.43	-135,019,291.96

## 36

	969,734,402.72			969,734,402.72
	969,734,402.72			969,734,402.72

## 37

	7,853,476,568.01	6,211,693,581.18
	7,853,476,568.01	6,211,693,581.18
	444,916,645.68	718,842,187.16
	324,510,394.80	230,796,406.05
	4,822,731.83	
	7,969,060,087.06	6,699,739,362.29

- 1) 0.00
- 2) 0.00
- 3) 0.00
- 4) 0.00
- 5) 0.00

## 38

--	--	--

	70,867.88	91,822.19
	243,969,682.89	226,009,786.50

## 41

	560,825,921.76	536,215,460.08
	215,271,253.31	179,015,246.70
	18,845,852.72	22,621,590.11
	99,937,956.79	85,270,118.27
		65,049.25
	55,195,088.97	54,447,089.30
	16,210,027.95	16,546,713.75
	3,640,774.45	4,782,268.91
	4,336,544.92	4,412,641.71
	8,579,394.00	14,031,643.06
	5,319,493.15	11,740,949.29
	4,237,822.52	3,744,123.86
	16,832,190.12	12,443,822.18
	1,009,232,320.66	945,336,716.47

## 42

	102,034,341.59	154,046,613.96
	7,952,910.34	9,939,485.24
	2,132,483.01	4,264,455.86
	85,579,923.43	58,698,507.60
	8,348,499.27	4,945,428.36
	185,877,370.94	203,486,608.82

## 43

	-18,396,482.44	-19,011,497.36
	17,429,168.63	17,604,378.79
	-967,313.81	-1,407,118.57

44

45

	-4,299,395.80	5,112,315.96
	6,127.02	
	7,209,256.00	
	2,915,987.22	5,112,315.96

46

	150,000,000.00	
	14,850,000.00	
	6,920,000.00	
	2,140,000.00	
	1,519,400.00	

48

		75,358,458.88	
	4,203,913.72	26,786,505.39	4,203,913.72
	4,203,913.72	102,144,964.27	4,203,913.72

								/
							2,333,333.33	
							2,781,749.99	

							455,000.00	
LED							325,000.00	
							40,000,000.00	
							20,000,000.00	
							2,300,000.00	
							5,251,000.00	
							28,000.00	
							1,047,643.00	
	--	--	--	--	--		75,358,458.88	--

49

	14,340,707.06	1,092,594.72	14,340,707.06

	14,340,707.06	1,092,594.72	14,340,707.06
	247,260.29	442,376.98	247,260.29
	14,587,967.35	1,534,971.70	14,587,967.35

**50****1**

	71,891,194.86	139,475,842.76
	4,759,458.15	8,855,853.57
	76,650,653.01	148,331,696.33

**2**

	509,571,017.74
/	76,435,652.67
	-21,610,961.12
	-221,569.26
	8,102,160.48
	-1,213,153.08
	15,158,523.32
	76,650,653.01

**51**

35

**52****1**

	205,020,670.00	81,051,643.00
	58,820,461.66	26,917,684.80

	7,902,513.61	8,947,003.33
	20,453,822.76	28,972,506.37
	292,197,468.03	145,888,837.50

**2**

	388,454,256.97	367,759,208.10
	65,626,131.67	61,104,661.38
	35,680,229.36	49,817,157.70
	56,041,400.78	45,438,559.66
	5,673,251.05	5,565,452.77
	18,845,852.72	22,621,590.11
	16,609,964.91	32,730,989.71
	8,377,758.32	8,113,960.84
	7,183,184.09	8,892,189.59
	16,847,960.76	20,590,151.84
	28,445,929.87	18,208,210.08
	647,785,920.50	640,842,131.78

**3**

	20,875,835.00	
	20,875,835.00	

**4**

	19,388,979.00	
	19,388,979.00	

	658,383,532.57	1,394,913,103.18
	57,004.84	992,481.91
	658,440,537.41	1,395,905,585.09

**6**

3	--	--
	2,285,471,787.11	2,993,365,663.45
	3,357,847,604.75	3,213,323,986.10
	-1,072,375,817.64	-219,958,322.65

2

3

4

	2,285,471,787.11	3,357,847,604.75
	392,633.07	526,955.98
	2,285,079,154.04	3,357,320,648.77
	2,285,471,787.11	3,357,847,604.75

54

55

	240,791,268.50	
	21,379,504.79	
	262,170,773.29	--

56

1

	--	--	698,622,562.04
	90,999,441.54	6.6166	602,106,904.91
	73,861.06	7.6515	565,147.90
	22,200.00	0.8431	18,716.82
	515,512,353.21	0.059914	30,886,407.13
	341,127,067.59	0.005903	2,013,673.08
	62,758,700.00	0.2166	13,593,534.42
	49,170,129,791.00	0.000288	14,160,997.38
	12,142,797.33	0.7328	8,898,241.88
	25,685,431.86	1.027	26,378,938.52
	--	--	3,014,697,940.22
	442,359,890.21	6.6166	2,926,918,449.55
	164,833,323.26	0.059914	9,875,823.73
	29,049,517.19	0.005903	171,479.30
	4,494,071,631.00	0.000288	1,294,292.63
	74,428,330.10	1.027	76,437,895.01
			53,634,490.51
	340,660.11	6.6166	2,254,011.68
	182,748,100.61	0.059914	10,949,169.70
	147,176,000.34	0.005903	868,779.93
	12,682,938.97	0.2166	2,747,124.58
	80,779,284,131.94	0.000288	23,264,433.83
	11,521,019.31	0.7328	8,442,602.95
	4,974,068.00	1.027	5,108,367.84
			29,706,999.49
	3,123,590.35	6.6166	20,667,547.91
	8,133.15	7.6515	62,230.79
	56,200,630.07	0.059914	3,367,204.55
	1,416,222.26	0.005903	8,359.96
	535,072.02	0.2166	115,896.60
	2,885,281,458.33	0.000288	830,961.06
	1,875,555.09	0.7328	1,374,406.77
	3,194,149.81	1.027	3,280,391.85

			1,691,425,881.83
	239,439,264.40	6.6166	1,584,273,836.83
	104,335,000.00	1.027	107,152,045.00
			1,488,601,649.71
	199,532,434.83	6.6166	1,320,226,308.30
	3,136,347.09	7.6515	23,997,759.77
	278,305,922.82	0.059914	16,674,421.06
	5,766,951.02	0.2166	1,249,121.59
	166,812,432,916.67	0.000288	48,041,980.68
	9,249,271.82	0.7328	6,777,866.39
	69,750,917.16	1.027	71,634,191.92
			113,669,881.96
	12,487,292.81	6.6166	82,623,421.61
	7,710,021.03	0.059914	461,938.20
	29,780,450.00	1.027	30,584,522.15
			53,069,007.84
	509,556.92	6.6166	3,371,534.32
	88,836,079.05	0.059914	5,322,524.84

Eco Trust Japan Co., Ltd.				
Dynaudio Holding A/S				

57

58

1

	1	22,750,000.00			22,750,000.00			
2		1,519,400.00			1,519,400.00			

2				2017		2018
20	2018	6	29	151.94		151.94
3					2017	199
2018	5	29	6	200	492	692.00
4						2018
3	2018	3	12	134.40		134.40
5					2018	56
2018	3	30		15,000.00		15,000.00
6						2017
194	2018	1	24	1,485.00		
				1,485.00		
2						

	/			
		22,750,000.00		
		3,677,901.12		
		3,007,500.00		
		1,999,999.98		
		2,140,000.00		
		577,732.57		
LED		325,000.00		
		45,000.00		
		1,344,000.00		
		150,000,000.00		
		14,850,000.00		
		132,500.00		
		6,920,000.00		
		5,497,270.00		

		1,519,400.00		
	--	214,786,303.67		

3

1

2

1

2

3

1

1

				100.00%		
				100.00%		
				100.00%		
				100.00%		
				100.00%		
					100.00%	
				100.00%		
				100.00%		
				100.00%		

---

				100.00%		
				100.00%		
				100.00%		
				100.00%		
				100.00%		
				100.00%		
					100.00%	

2

3

4

5

2

1

49%

51%

100%

2018 2

Eco Trust Japan Co., Ltd.10%

Eco Trust Japan Co.,

Ltd.

75.80%

85.80%

2

		Eco Trust Japan Co., Ltd	Optimas Capital Partners Fund LP
--	24,871,800.00	4,634,871.86	9,674,000.01
/	24,871,800.00	4,634,871.86	9,674,000.01
/	25,365,508.81	-45,034.24	9,816,825.74
	-493,708.81	4,679,906.10	-142,825.73
	-493,708.81		

		4,679,906.10	-142,825.73
--	--	--------------	-------------

3

1

					23.64%	
				20.00%		

20%

20%

2

3

4

	/	/
	--	--
	--	--
	--	--
	241,074,180.63	249,790,661.60
	--	--
--	-7,277,129.85	5,112,315.96
--	-1,439,351.12	4,689,765.10
--	-8,716,480.97	9,802,081.06

5

6

7

8


4

5

6

1

1



2

2018 6 30

1

2

1,710,842.60

1,710,842.60

3

2018 6 30

1,479,062

1

	21,830,100.01	
	21,830,100.01	

2

		2,896,792.04

1

	--	--	--	--
2	143,610,259.37			143,610,259.37
	143,610,259.37			143,610,259.37
	5,811,600.00			5,811,600.00
	5,811,600.00			5,811,600.00
	5,811,600.00			5,811,600.00
	--	--	--	--

2

3

4

5

6

7

8

9

1

			1	23.91%	23.91%

2

1

3

3

4



		44,186.50			
		10,000.00			

/

		18,827,337.83	2,517,184.56
			20,734.85
			195,989.79
		211,965.80	
		166,294.12	

2 / /

3

			8,297.14

4

	86,015,800.00	2017 07 07	2018 07 06	
	19,849,800.00	2017 08 04	2018 07 19	
	15,218,180.00	2017 09 13	2018 08 28	
	9,924,900.00	2017 10 03	2018 10 03	



6

1

		3,653,397.61	91,383.18	8,785,935.44	98,281.48
		188,230.83	1,882.31		
				51,708.35	3,723.29
		148,800.00	1,488.00		

2

--	--	--	--

22,732,655.75

2

3

4

5

1

2

1

2017 8

2017 0791 1270 1271 2017 8 15  
6,282,183.89

5

2

3

1

2

3

4

1

1

	1,221,796.10	0.03%	1,221,796.10	100.00%		1,221,796.10	0.02%	1,221,796.10	100.00%	
	3,695,833,757.69	99.97%	56,786,749.39	1.54%	3,639,047,008.30	5,956,782,240.36	99.98%	80,562,027.43	1.35%	5,876,220,212.93
	3,697,055,553.79	100.00%	58,008,545.49	1.57%	3,639,047,008.30	5,958,004,036.46	100.00%	81,783,823.53	1.37%	5,876,220,212.93

	1,221,796.10		1,221,796.10		100.00%	
	1,221,796.10		1,221,796.10		--	--

1			
3	1,989,896,534.59	19,898,965.35	1.00%
6	518,518,746.13	25,925,937.31	5.00%
7-12	93,284,177.38	9,328,417.74	10.00%
1	2,601,699,458.10	55,153,320.40	2.12%
1 2	5,436,087.06	1,630,826.12	30.00%
2 3	5,205.74	2,602.87	50.00%
	2,607,140,750.90	56,786,749.39	2.18%

			%
1			
3	791,451,282.50		
4-6	249,836,284.25		
7-12	20,930,035.87		
1	1,062,217,602.62		
1 2	23,186,843.01		
2 3	3,288,561.16		
3			
	1,088,693,006.79		

2

-23,775,278.04

0.00

3

4

1,913,506,552.28

51.76%

30,538,561.24

5

		-269,017.30

6

2

1

	1,537,997,26 4.91	100%	446,093. 41	0.03%	1,537,551,1 71.50	1,454,363, 090.01	100%	489,975.84	0.03%	1,453,873,114 .17
	1,537,997,26 4.91	100%	446,093. 41	0.03%	1,537,551,1 71.50	1,454,363, 090.01	100%	489,975.84	0.03%	1,453,873,114 .17


---

1			
3	2,479,601.91	24,795.60	1.00%
4-6	3,875,264.16	193,763.21	5.00%
7-12			

	1,530,502,852.81	1,420,411,596.96
		31,592,424.38
	1,246,952.22	2,082,485.12
	6,232,459.88	231,583.55
	15,000.00	45,000.00
	1,537,997,264.91	1,454,363,090.01

5

		757,923,714.02	1	49.28%	
		274,120,000.00	1	17.82%	
		105,685,837.53	1	6.87%	
		95,390,000.00	1	6.20%	
		55,000,000.00	1	3.58%	
	--	1,288,119,551.55	--	83.75%	

6

7

8

3

	3,222,178,382.32	278,373,740.00	2,943,804,642.32	2,996,306,582.32	278,373,740.00	2,717,932,842.32
	54,239,617.18		54,239,617.18	64,523,773.71		64,523,773.71

	3,276,417,999.50	278,373,740.00	2,998,044,259.50	3,060,830,356.03	278,373,740.00	2,782,456,616.03

**1**

	842,834,958.47			842,834,958.47		
	15,300,000.00	24,871,800.00		40,171,800.00		
	50,000,000.00			50,000,000.00		
	30,000,000.00			30,000,000.00		
	330,000,000.00			330,000,000.00		

	1,500,000.00		1,500,000.00			
	30,000,000.00			30,000,000.00		
	247,634,379.61			247,634,379.61		
	64,205,697.21			64,205,697.21		
	184,066,294.80			184,066,294.80		
	122,627,838.00			122,627,838.00		
	113,473,891.30			113,473,891.30		
Dynaudio Holding A/S	389,794,800.00			389,794,800.00		278,373,740.00
	9,000,000.00			9,000,000.00		
	10,000,000.00	31,500,000.00		41,500,000.00		
		57,000,000.00		57,000,000.00		
		60,000,000.00		60,000,000.00		
		4,000,000.00		4,000,000.00		
		50,000,000.00		50,000,000.00		
	2,996,306,582.32	227,371,800.00	1,500,000.00	3,222,178,382.32		278,373,740.00

2


	64,523,773.71			-10,284,156.53						54,239,617.18
	64,523,773.71			-10,284,156.53						54,239,617.18
	64,523,773.71			-10,284,156.53						54,239,617.18

3

4

	5,408,761,399.21	4,335,779,702.54	6,161,880,894.48	4,851,385,033.30
	510,672,642.49	400,416,955.31	705,092,038.97	549,687,284.33
	5,919,434,041.70	4,736,196,657.85	6,866,972,933.45	5,401,072,317.63

5

	-10,284,156.53	-999,865.70
	-1,217,494.74	
	1,126,265.95	
	-10,375,385.32	-999,865.70

6

1

	-14,645,900.51	
	214,786,303.67	
	7,209,256.00	
	3,956,653.43	
	32,435,569.04	
	109,619.74	
	178,761,123.81	--

1

1

2

		/	/
	2.95%	0.14	0.14
	1.78%	0.08	0.08

3

1

2

3

4

2018