

GoerTek Inc.



002241





.....	1
.....	2
.....	3
.....	5
.....	8
.....	12
.....	18
.....	24
.....	26
.....	51
.....	53
.....	62
.....	139





2010 1 11

370700228078705

370705729253432

72925343-2

16 2 4



	2009
	112,442,938.27
	124,329,377.58
	99,876,278.03
	86,146,923.98



	124,329,377.58	154,092,282.82	-19.31%	95,883,777.13
	99,876,278.03	122,623,252.75	-18.55%	77,072,815.56
	86,146,923.98	117,910,385.32	-26.94%	75,166,051.42
	67,926,930.45	53,585,429.93	26.76%	33,865,136.25
	2009	2008		2007
	1,810,414,567.33	1,426,906,138.19	26.88%	656,109,990.85
	875,381,611.38	811,672,307.82	7.85%	156,938,185.35
	240,000,000.00	120,000,000.00	100.00%	90,000,000.00

2

	2009	2008		2007
/	0.42	0.57	-26.32%	0.43
/	0.42	0.57	-26.32%	0.43
/	0.36	0.55	-34.55%	0.42
%	11.88%	23.19%	-11.31%	49.84%
%	10.33%	22.40%	-12.07%	48.61%
	0.28	0.45	-37.78%	0.38
	2009	2008		2007
	3.65	6.76	-46.01%	1.74

	2009	2008
	811,672,307.82	156,938,185.35
	99,876,278.03	122,623,252.75
	86,146,923.98	117,910,385.32
		532,398,642.72
		7
	12	12



	36,000,000.00	
	7	
	840,610,446.84	528,815,686.65
	833,745,769.81	526,459,252.93
	11.88%	23.19%
	10.33%	22.40%

3



2008

12,000

24,000

1

2

1

			+ -						
	90,000,000	75.00%			90,000,000		90,000,000	180,000,000	75.00%
1									
2									
3	90,000,000	75.00%			90,000,000		90,000,000	180,000,000	75.00%
	42,500,000	35.42%			42,500,000	-2,200,000	40,300,000	82,800,000	34.50%
	47,500,000	39.58%			47,500,000	2,200,000	49,700,000	97,200,000	40.50%
4									
5									
	30,000,000	25.00%			30,000,000		30,000,000	60,000,000	25.00%
1	30,000,000	25.00%			30,000,000		30,000,000	60,000,000	25.00%
2									
3									
4									
	120,000,000	100.00%			120,000,000		120,000,000	240,000,000	100.00%

2

	40,500,000	0	40,500,000	81,000,000		2011.05.21



	30,600,000	0	30,600,000	61,200,000		2011.05.21
	7,270,000	0	7,270,000	14,540,000		2011.05.21
	1,220,000	0	1,220,000	2,440,000		2011.05.21
	1,220,000	0	1,220,000	2,440,000		2011.05.21
	1,100,000	0	-1,100,000	0		2011.05.21
	1,000,000	0	1,000,000	2,000,000		2011.05.21
	985,000	0	985,000	1,970,000		2011.05.21
	930,000	0	930,000	1,860,000		2011.05.21
	900,000	0	900,000	1,800,000		2011.05.21
	745,000	0	745,000	1,490,000		2011.05.21
	640,000	0	640,000	1,280,000		2011.05.21
	495,000	0	495,000	990,000		2011.05.21
	445,000	200 ¹	445,200	890,000		2011.05.21
	325,000	0	325,000	650,000		2011.05.21
	325,000	0	325,000	650,000		2011.05.21
	325,000	0	325,000	650,000		2011.05.21
	325,000	0	325,000	650,000		2011.05.21
	325,000	0	325,000	650,000		2011.05.21
	325,000	0	325,000	650,000		2011.05.21
	0	0	2,200,000	2,200,000 ⁽²⁾		2011.05.21
	90,000,000	200	90,000,200	180,000,000		

1 2009 4 20
2008

200

100

2

2009 6 8

2009

3403

220

1

“ 2008 613 ”

2008 5 14

(A)3,000

18.78 /

2

2008 70

A

2,400

2008 5 22



600 2008 8 22

3

1

		7,897			
10					
		33.75%	81,000,000	81,000,000	0
		25.50%	61,200,000	61,200,000	0
		6.06%	14,540,000	14,540,000	0
		2.02%	4,850,000	0	0
		1.92%	4,599,904	0	0
		1.62%	3,899,688	0	0
		1.06%	2,540,190	0	0
		1.04%	2,502,560	0	0
		1.02%	2,440,000	2,440,000	0
		1.02%	2,440,000	2,440,000	0
10					
			4,850,000		
			4,599,904		
			3,899,688		
			2,540,190		
			2,502,560		
			1,765,806		



	1,634,255	
	1,588,117	
	1,186,924	
	1,135,890	

2

(“ ”)

2001 4 24

2,248

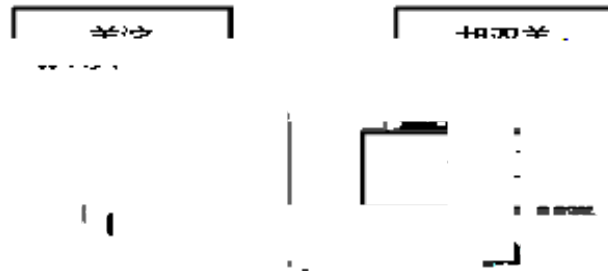
1006

3

25.50%

31.25%

0.83%



歌尔声学股份有限公司

4

10%

10%

5





2001

30

2006

26 IT

/



2

2004

MEMS

2003

863 973

33

7

2001

17

2001

15

3

“ ”

2003

22

2004

-



12

2006

ADI

25

2003

2001

12

1

2

		34.00	
		29.00	
		26.00	
		24.00	
		5.00	
		5.00	
		5.00	
		5.00	



		5.00	
		26.00	
		17.00	
		8.00	
		26.00	
		26.00	
		26.00	
		24.00	
		24.00	
	-	315.00	-

()

			%
		2,616	65.78
		100	2.51
		921	23.16
		35	0.88
		305	7.67
		3,977	100.00
		2,815	70.78
		607	15.26
		437	10.99
		112	2.82
		6	0.15
		3,977	100.00



1

2

3

4

5



6

7

		10	4	6	0	0	



		10	4	6	0	0	
		10	4	6	0	0	
		10	4	6	0	0	
		10	4	6	0	0	
		10	3	6	1	0	
		10	4	5	1	0	
		10	4	6	0	0	
		10	3	6	1	0	

“ ”

1

2

3

4

5





2009

2008

2010 1 21

<http://www.cninfo.com.cn>

	/ /	/
1		-
2		-
3 1		-
2		-
1		-
2		-
3		-
4		-



5		-
6		-



1

2

2009 11 4

<http://www.cninfo.com.cn>

2009

2009 12 9

A-1

1 < >

2

3

4

5

6

2009 12 10

<http://www.cninfo.com.cn>

2009

2009 12 30

A-1

1

2 < >

3 2009

2009 12 31

<http://www.cninfo.com.cn>



1

112,685.02

9,987.63

11.30% -24.60% -18.55% 2009

LED 2009 LED 616.28

1

11.30%

24.60% 19.31% 18.55%

1

C



	11.88%	23.19%	-11.31%	49.84%
	6,792.69	5,358.54	26.76%	3,386.51
	2009	2008		2007
	181,041.46	142,690.61	26.88%	65,611.00
	87,538.16	81,167.23	7.85%	15,693.82
	24,000.00	12,000.00	100.00%	9,000.00

2

10%

2009

11.7

1.56

3.51

1/3

7.53

11.04

11.67%

20.15% 2009

LED

616.28

144.35

	110,418.49	84,417.34	23.55%	11.67%	20.15%	-5.39%
	110,418.49	84,417.34	23.55%	11.67%	20.15%	-5.39%
	109,802.21	83,945.41	23.55%	11.05%	19.47%	-5.39%
LED	616.28	471.93	23.42%	100.00%	100.00%	23.42%
	110,418.49	84,417.34	23.55%	11.67%	20.15%	-5.39%

3C

68.03%

4.11%



	35,301.38	-1.04%
	75,117.11	18.84%
	110,418.49	11.67%

2

2009

30%

3



	1,990.72	2,355.46	-15.48%	2,508.40
	8.02%	14.35%	-6.33%	18.74%

30%

30%

5%

6

1,178.60

5%

¶



1%

0.2%

8

9

1

1

	2009		2008			2007
:						
	43,055.87	23.78%	46,380.66	32.50%	-7.17%	6,739.66
	1,547.49	0.85%	1,013.97	0.71%	52.62%	742.36
	29,558.39	16.33%	17,427.47	12.21%	69.61%	14,848.60
	3,191.17	1.76%	1,508.73	1.06%	111.51%	1,261.37
	597.93	0.33%	250.28	0.18%	138.90%	437.83
	22,196.23	12.26%	18,267.71	12.80%	21.51%	8,741.98
	0.51					
	100,147.58	55.32%	84,848.83	59.46%	18.03%	32,771.80
	56,072.92	30.97%	39,882.39	27.95%	40.60%	26,018.34
	12,317.53	6.80%	12,949.25	9.08%	-4.88%	2,147.83





128.16%

1,574.54

55.44%

96.66

293.98%

1.					
2.	12,010.56			118.82	22,883.45
3.					
4.					
	2,500.73				8,876.94

2

	2009		2008			2007
:						
	46,731.22	53.50%	25,764.02	46.65%	81.38%	17,470.00
	4,392.23	5.03%	589.54	1.07%	645.03%	625.00
	24,828.00	28.42%	16,419.49	29.73%	51.21%	13,386.39
	300.05	0.34%	205.41	0.37%	46.07%	280.02
	1,253.54	1.44%	1,248.60	2.26%	0.40%	1,266.99



	89.36	0.10%	-214.06	-0.39%	-141.74%	549.13
	158.75	0.18%	2,468.66	4.47%	-93.57%	4,897.32
			1,750.00	3.17%	-100.00%	57.14
	77,753.14	89.01%	48,231.66	87.33%	61.21%	38,531.99
	9,600.00	10.99%	7,000.00	12.67%	37.14%	8,750.00
	9,600.00	10.99%	7,000.00	12.67%	37.14%	8,845.00
	87,353.14	100.00%	55,231.66	100.00%	58.16%	47,376.99

81.38%

645.03%

51.21%

303.42

2009 9

25%

“ ”

2008

15%

93.57%

37.14%

2

	2009		2008			2007
	112,685.02	100.00%	101,244.19	100.00%	11.30%	64,471.81
	112,685.02	100.00%	101,244.19	100.00%	11.30%	64,471.81
	101,258.73	89.86%	86,331.70	85.27%	17.29%	54,837.46
	86,266.82	76.56%	72,064.34	71.18%	19.71%	46,252.31
	75.42	0.07%	139.90	0.14%	-46.09%	100.15
	3,436.53	3.05%	2,293.23	2.27%	49.86%	1,092.62
	9,295.30	8.25%	9,268.45	9.15%	0.29%	5,554.66



	1,965.54	1.74%	2,418.44	2.39%	-18.73%	1,664.78
	401.12	0.36%	147.33	0.15%	172.26%	172.94
“.”	11,244.29	9.98%	14,912.49	14.73%	-24.60%	9,634.34
	1,195.40	1.06%	631.78	0.62%	89.21%	223.63
	6.76	0.01%	135.04	0.13%	-95.00%	269.59
	4.85	0.00%	26.19	0.03%	-81.49%	
“-”	12,432.94	11.03%	15,409.23	15.22%	-19.31%	9,588.38
	1,553.73	1.38%	1,813.00	1.79%	-14.30%	1,213.43
“.”)	10,879.21	9.65%	13,596.23	13.43%	-19.98%	8,374.95
	9,987.63		12,262.33		-18.55%	7,707.28
	891.58		1,333.90			667.67

49.86%

6,516.61

5.90%

	2009	2008	2007
	110,418.49	98,880.04	63,372
	6,516.61	4,594.46	2,675
	5.90%	4.65%	4.22%

102

21

1	200910013946.0		2009.01.17	
2	200910078550.4		2009.02.25	
3	200910019931.5		2009.03.16	
4	200910143634.1		2009.05.27	
5	200910088456.7	MEMS	2009.07.01	
6	200910016464.0		2009.07.03	
7	200910157454.9		2009.07.30	
8	200910162278.8	LED LED	2009.07.31	
9	200910162277.3	LED	2009.07.31	



10	200910162160.5	LED	2009.08.06	
11	PCT/CN2009/072817		2009.07.17	PCT
12	PCT/CN2009/073551		2009.08.27	PCT
13	PCT/CN2009/073215		2009.08.12	PCT
14	200910018933.2		2009.09.15	
15	PCT/CN2009/074952		2009.11.16	PCT
16	200910223257.2	MEMS MEMS	2009.11.20	
17	200910224212.7		2009.11.25	
18	200910225748.0		2009.11.30	
19	200910093732.9		2009.09.29	
20	200910260833.0		2009.12.12	
21	PCT/CN2009/075833		2009.12.22	PCT

18.73%

2008

2009

172.26%

89.21%

3

	2009	2008		2007
	6,792.69	5,358.54	26.76%	3,386.51
	-24,641.08	-26,738.05	-7.84%	-12,566.79
	5,499.38	57,871.89	-90.50%	6,985.73
	-7.70	-130.50	-94.10%	-366.94
	-12,356.70	36,361.89		-2,561.49

90.50%

2008

5.4

94.10%

2009

4



	2009	2008	2007
	48.25%	38.71%	72.21%
	1.29	1.76	0.85
	1.00	1.38	0.62
	6.33	9.03	8.08
	4.80	6.27	6.48
	75	57	56
	4.26	5.34	5.69
	84	67	63

50

2009 12 31

431.25

-503.52

2009

2.09

50

2009 12 31

8.34

-5.00

2009

-65.38

3,820

2009 12 31

70,430.66

33,170.17

2009

4,685.82

12.18%

	2009	2008	
	59,329.01	50,581.30	17.29%
	4,091.92	4,661.16	-12.21%
	5,162.52	5,256.27	-1.78%
	4,685.82	5,335.61	-12.18%
	3,876.11	4,001.71	-3.14%

2009

17.29%

PLANTRONICS



				500		
		2009 12 31		671.67		106.91
2009	-14.24					
			1.5			2009
12 31	48.93		31.55	2009		-805.20
	2009					
			1			2009 12
31	8.73		5.21	2009		-1.68
		30				2009
12 31	110.25		110.25	2009		-288.60
			50			
	2009 12 31		15.99	15.57	2009	-32.20
	2009 12 21					
	2010 6					
	50		LED	LED		2009 12
31	788.04		411.98	2009		167.09
	20					2009 12
31	73.53		70.11	2009		-76.29
	1					
	2010		IT			
				2010		12%
		2010	15%		2010	TFT-LCD



2010

3D LED Gaming 3C

2

1

LED

LED

LED

2

LED

2007

LED / LED

17%

3

LED

LED LED

SMD


3

1 LED

LED

2 LED

4





5

3

MBA EPD

6

ERP PDM OA

6

7

5

2009

52,127

6

1

2008

10%

2

CE



CE

LG

CE

LED

CE

LED

3



4

€

2008 1 1

“

25%”

15%

[2009]12

€

“ ”

2009 6 3

[2009]88

2009

6 1 14% 17% 2006 9 14

[2006]139

2006

9 15 13% 17%

5

LED

1



[2008]613

“ ” “ ”

A 3000 1

18.78 563,400,000.00

22,200,000.00 541,200,000.00 97,876,700.00

2008 5 19

0302012010010170

443,323,300.00 2008 5 19

397174292308094001 2008

5 22

397174292308094001

8,801,357.28 532,398,642.72

2008 19

2

231,231,460.64	743,100.00	532,398,642.72	219,909,992.43	204,000,000.00	154,000,000.00	3,973,258.94	34,487,348.59

2

2008 2



2009 12 31 :

		0302012010010170	34,037.72
		397174292308094001	27,540,917.76
		397100569068094001	6,912,393.11
			34,487,348.59



				53,239.86						21,991.00		
				0.00						45,114.15		
				0.00%								
				(1)		(2)	(3)	(2)-(1)	% (4) (2)/(1)			
		13,162.29	13,162.29	13,162.29	5,251.22	12,063.15	-1,099.14	91.65%	2010.3.31	1,574.63	1	
/		9,787.67	9,787.67	9,787.67	4,401.16	9,839.08	51.41	100.53%	2009.12.31	1,518.55	1	
		12,559.25	12,559.25	12,559.25	6,229.85	11,878.51	-680.74	94.58%	2010.3.31	1,445.50	1	
MEMS		8,371.59	8,371.59	8,371.59	2,720.77	4,586.08	-3,785.51	54.78%	2010.3.31	869.13	1	
		5,265.31	5,265.31	5,265.31	1,204.93	2,725.70	-2,539.61	51.77%	2010.3.31		1	
		4,019.22	4,019.22	4,019.22	2,183.07	4,021.63	2.41	100.06%	2009.12.31	1,015.88	1	
	-	53,165.33	53,165.33	53,165.33	21,991.00	45,114.15	-8,051.18	-	-	6,423.69	-	-
MEMS												
2010 3 31												



	2008 6 27	2007		
	2008 6 6		2,874.93	
		MEMS		2,874.93
	2008 10 15		5,444.82	
		5,444.82		
	2008 6 27	2007		22,782.69
	2008 12 26	2009 2 10	2009	, 15400
	,	2009 10 23	,	5,000
		6		
	2008 6 27	2007		74.53



4

5

2009

[2010] 21

2009

2009

1 2009 1 20

2

2009 1 21

<http://www.cninfo.com.cn>

2 2009 3 16

<2008 > 12

2009 3 17

<http://www.cninfo.com.cn>

3 2009 3 26

PLANTRONICS B.V. < >

2009 3 27

<http://www.cninfo.com.cn>

4 2009 4 21 <

2009 > < 2009

>

1

5 2009 8 17 <

2009 > < 2009



> 5

2009 8 19

<http://www.cninfo.com.cn>

6 2009 9 10

3

2009 9 11

<http://www.cninfo.com.cn>

7 2009 10 17

2

2009 10 19

<http://www.cninfo.com.cn>

8 2009 10 23 <

2009 > < 2009

> 2

2009 10 24

<http://www.cninfo.com.cn>

9 2009 11 21 <

> 7

2009 11 24

<http://www.cninfo.com.cn>

10 2009 12 14

2009 12 15

<http://www.cninfo.com.cn>

1 2009 4 17 2008 2009 7

2 2009 4 17 2008 2009 5



3 2009 4 17 2008

2009

4 2009 12 9 2009

2009 12

5 2009 12 30 2009

2010 1

1

2009

2

2009

3

2009

2009



2008	36,000,000.00	122,623,252.75	29.36%
2007	0.00	77,072,815.56	0.00%
2006	0.00	28,604,977.54	0.00%
		%	47.31%

1

2

3

4

5

6

“ ”

7



2009 5
 1 2009 1 20
 2009 1 21
<http://www.cninfo.com.cn>
 2 2009 3 16
 2008 2008
 2008 2008
 2008
 2008
 2009 3 17
<http://www.cninfo.com.cn>
 3 2009 4 21
 < 2009 > < 2009
 >
 1
 4 2009 8 17
 < 2009 > < 2009
 >
 2009 8 19
<http://www.cninfo.com.cn>
 5 2009 10 23
 < 2009 > <
 2009 >
 2009 10 24
<http://www.cninfo.com.cn>



1

2009

2

2009

3

4

2009

5

2009



1
 2
 (1) LED 2009 8
 17

95% 5%

47.5 2.5

(2)

2009

11 3

33,936

4,676 2009 11 5

2009 10 19

<http://www.cninfo.com.cn>

2009

3

2009 1 19

2009



2009

[2010] 3

" " 2009 12 31

2009

2010 1 19

[2010] 15

[2003] 56

2009

(

" ")

2009

2009



2009

:

				2009	2009	2009	2009	2009	



4

1

2

1 2009 12 31



	-166,974.47	-287,773.00

5%

1

“ 1

2

”

2 5%

1

2

1

2



3

4

2009

“

”

,

2009

2009

50

5%

2009 4 20

34.96

100

2009

30

1	2009-001		2009.01.16	



2	2009-002		2009.01.20	
3	2009-003	2008	2009.01.20	
4	2009-004		2009.01.21	
5	2009-005		2009.01.21	
6	2009-006		2009.01.21	
7	2009-007	2009	2009.01.21	
8	2009-008	2009	2009.02.06	
9	2009-009	2009	2009.02.11	
10	2009-010	2008	2009.02.18	
11	2009-011		2009.03.17	
12	2009-012		2009.03.17	
13	2009-013	2008	2009.03.17	
14	2009-014	2008	2009.03.17	
15	2009-015	2008	2009.03.17	
16	2009-016	2008	2009.03.17	
17	2009-017		2009.03.17	
18	2009-018		2009.03.20	
19	2009-019		2009.03.27	
20	2009-020		2009.03.27	
21	2009-021	2009	2009.04.10	
22	2009-022	2008	2009.04.18	
23	2009-023	2009	2009.04.22	
24	2009-024	2008	2009.05.05	
25	2009-025	2009	2009.07.21	



26	2009-026		2009.08.11	
27	2009-027		2009.08.19	
28	2009-028		2009.08.19	
29	2009-029	2009	2009.08.19	
30	2009-030		2009.09.11	
31	2009-031		2009.09.11	
32	2009-032		2009.10.19	
33	2009-033		2009.10.19	
34	2009-034	2009	2009.10.19	
35	2009-035		2009.10.24	
36	2009-036		2009.10.24	
37	2009-037	2009	2009.10.24	
38	2009-038		2009.10.24	
39	2009-039	2009	2009.11.04	
40	2009-040		2009.11.20	
41	2009-041		2009.11.24	
42	2009-042	2009	2009.11.24	
43	2009-043	2009	2009.12.04	
44	2009-044	2009	2009.12.10	
45	2009-045		2009.12.15	
46	2009-046	2009	2009.12.15	
47	2009-047	2009	2009.12.15	
48	2009-048	2009	2009.12.31	



1

2

3



1

[2010] 15

12 31

2009

" "

2009

1

2

3

2009 12 31

2009



2

1

2009 12 31

	430,558,678.61	294,319,293.53	463,806,636.17	393,205,071.61
	15,474,931.41	13,878,730.51	10,139,728.27	9,141,537.47
	295,583,882.48	165,792,506.16	174,274,695.89	110,890,716.21
	31,911,718.72	20,800,656.63	15,087,278.67	9,780,886.08
	5,979,264.93	16,802,629.88	2,502,792.69	57,825,151.68
	221,962,271.00	140,505,790.78	182,677,145.05	119,227,929.27
	5,100.00			
	1,001,475,847.15	652,099,607.49	848,488,276.74	700,071,292.32
		247,346,536.96		150,099,431.23
	560,729,160.43	300,591,500.63	398,823,934.21	155,450,783.96
	123,175,331.51	122,716,181.88	129,492,462.93	122,764,624.37
	100,344,869.99	68,036,669.12	43,980,259.99	20,792,282.72
	15,745,427.35	5,527,131.88		
	2,710,111.92		1,743,540.56	
	3,134,763.99	400,000.00	3,591,054.42	520,000.00



	3,099,054.99	881,404.41	786,609.34	561,342.45
	808,938,720.18	745,499,424.88	578,417,861.45	450,188,464.73
	1,810,414,567.33	1,397,599,032.37	1,426,906,138.19	1,150,259,757.05
	467,312,196.14	330,419,624.28	257,640,231.19	192,809,092.73
	43,922,294.66	17,790,309.15	5,895,364.82	
	248,280,001.44	126,897,517.87	164,194,887.45	108,128,855.41
	3,000,461.66	22,479.27	2,054,073.23	133,345.78
	12,535,443.57	8,495,661.70	12,486,040.54	8,372,109.68
	893,562.70	2,803,263.50	-2,140,626.28	-2,283,879.35
	1,587,464.83	739,611.77	24,686,579.47	23,480,819.93
			17,500,000.00	17,500,000.00
	777,531,425.00	487,168,467.54	482,316,550.42	348,140,344.18
	96,000,000.00	34,000,000.00	70,000,000.00	
	96,000,000.00	34,000,000.00	70,000,000.00	
	873,531,425.00	521,168,467.54	552,316,550.42	348,140,344.18
	240,000,000.00	240,000,000.00	120,000,000.00	120,000,000.00
	406,696,057.02	406,696,057.02	526,696,057.02	526,696,057.02
	26,573,450.79	26,573,450.79	15,542,335.59	15,542,335.59



	202,566,851.04	203,161,057.02	149,721,688.21	139,881,020.26
	-454,747.47		-287,773.00	
	875,381,611.38	876,430,564.83	811,672,307.82	802,119,412.87
	61,501,530.95		62,917,279.95	
	936,883,142.33	876,430,564.83	874,589,587.77	802,119,412.87
	1,810,414,567.33	1,397,599,032.37	1,426,906,138.19	1,150,259,757.05

2

2009 1-12

	1,126,850,226.05	636,260,176.95	1,012,441,865.85	567,287,961.49
	1,126,850,226.05	636,260,176.95	1,012,441,865.85	567,287,961.49
	1,014,407,287.78	560,833,961.50	863,316,956.38	447,486,940.12
	862,668,214.01	465,045,211.81	720,643,354.51	375,957,538.04



	15,537,259.65	12,046,036.87	18,129,994.92	17,491,486.24
“ ”	108,792,117.93	110,311,151.96	135,962,287.90	118,456,297.85
	99,876,278.03	110,311,151.96	122,623,252.75	118,456,297.85
	8,915,839.90		13,339,035.15	
	0.42		0.57	
	0.42		0.57	
	-166,974.47	0.00	-287,773.00	
	108,625,143.46	110,311,151.96	135,674,514.90	118,456,297.85
	99,709,303.56	110,311,151.96	122,335,479.75	118,456,297.85
	8,915,839.90		13,339,035.15	

3

2009 1-12

	991,105,615.18	576,632,721.99	1,009,553,961.99	577,728,626.52
	47,026,836.56	19,038,457.13	30,765,223.79	2,492,023.78
	24,032,153.39	21,770,118.41	11,493,893.39	8,253,476.17
	1,062,164,605.13	617,441,297.53	1,051,813,079.17	588,474,126.47
	782,377,317.81	419,786,266.35	810,447,510.38	410,971,371.20
	116,467,153.42	70,947,821.36	90,903,376.53	54,119,268.18
	39,074,307.64	25,065,212.14	49,015,155.59	44,227,414.90
	56,318,895.81	27,055,822.05	47,861,606.74	22,510,503.61
	994,237,674.68	542,855,121.90	998,227,649.24	531,828,557.89



	67,926,930.45	74,586,175.63	53,585,429.93	56,645,568.58
		36,015,394.89		12,061,004.56
	38,894.00	11,400.00	64,813.20	61,200.00
		225,861,159.30	87,300,690.56	248,530,628.04
	38,894.00	261,887,954.19	87,365,503.76	260,652,832.60
	246,098,791.79	214,026,015.81	257,822,529.93	166,386,710.30
		96,896,249.31		88,299,752.50
	350,856.42	350,856.42	-100,088.85	131,392.80
		182,140,005.91	97,023,518.81	257,057,388.60
	246,449,648.21	493,413,127.45	354,745,959.89	511,875,244.20
	-246,410,754.21	-231,525,173.26	-267,380,456.13	-251,222,411.60
	1,673,542.73		569,909,250.00	541,200,000.00
	1,673,542.73		28,709,250.00	
	683,082,868.78	434,869,152.35	271,000,000.00	206,000,000.00
	40,758,033.62	662,820.62	108,641,365.60	102,085,760.26
	725,514,445.13	435,531,972.97	949,550,615.60	849,285,760.26
	464,910,903.83	280,758,620.80	204,700,000.00	164,700,000.00
	74,533,409.93	49,046,353.91	24,326,710.66	13,904,753.67
	12,005,131.63		4,020,334.85	
	131,076,285.14	90,331,124.96	141,805,007.56	115,109,439.68
	670,520,598.90	420,136,099.67	370,831,718.22	293,714,193.35
	54,993,846.23	15,395,873.30	578,718,897.38	555,571,566.91
	-77,034.86	51,125.73	-1,305,018.04	-221,848.67
	-123,567,012.39	-141,491,998.60	363,618,853.14	360,772,875.22
	431,015,416.01	385,234,118.49	67,396,562.87	24,461,243.27
	307,448,403.62	243,742,119.89	431,015,416.01	385,234,118.49



4

2009

	120,000,000.00	526,696,057.02			15,542,335.59		149,721,688.21	-287,773.00	62,917,279.95	874,589,587.77
	120,000,000.00	526,696,057.02			15,542,335.59		149,721,688.21	-287,773.00	62,917,279.95	874,589,587.77
“_”	120,000,000.00	-120,000,000.00			11,031,115.20		52,845,162.83	-166,974.47	-1,415,749.00	62,293,554.56
							99,876,278.03		8,915,839.90	108,792,117.93
								-166,974.47		-166,974.47
							99,876,278.03	-166,974.47	8,915,839.90	108,625,143.46
									1,673,542.73	1,673,542.73
1									1,673,542.73	1,673,542.73
2										
3										
					11,031,115.20		-47,031,115.20		-12,005,131.6	-48,005,131.63
1					11,031,115.20		-11,031,115.20			
2										
3							-36,000,000.00		-12,005,131.6	-48,005,131.63
4										
	120,000,000.00	-120,000,000.00								
1	120,000,000.00	-120,000,000.00								
2										
3										



4
1
2

--





2										
3										
4										
1										
2										
	120,000,000.00	526,696,057.02			15,542,335.59		149,721,688.21	-287,773.00	62,917,279.95	874,589,587.77

5

2009

	120,000,000.00	526,696,057.02			15,542,335.59		139,881,020.26		802,119,412.87	
	120,000,000.00	526,696,057.02			15,542,335.59		139,881,020.26		802,119,412.87	
“_”	120,000,000.00	-120,000,000.00			11,031,115.20		63,280,036.76		74,311,151.96	
							110,311,151.96		110,311,151.96	
							110,311,151.96		110,311,151.96	
1										
2										
3										
						11,031,115.20		-47,031,115.20		-36,000,000.00
1						11,031,115.20		-11,031,115.20		
2										



3							-36,000,000.00	-36,000,000.00
4								
	120,000,000.00	-120,000,000.00						
1	120,000,000.00	-120,000,000.00						
2								
3								
4								
1								
2								
	240,000,000.00	406,696,057.02			26,573,450.79		203,161,057.02	876,430,564.83

2008

	90,000,000.00	24,297,414.30			3,696,705.80		33,270,352.20	151,264,472.30
	90,000,000.00	24,297,414.30			3,696,705.80		33,270,352.20	151,264,472.30
	30,000,000.00	502,398,642.72			11,845,629.79		106,610,668.06	650,854,940.57
							118,456,297.85	118,456,297.85
							118,456,297.85	118,456,297.85
	30,000,000.00	502,398,642.72						532,398,642.72
1	30,000,000.00	502,398,642.72						532,398,642.72
2								
3								
					11,845,629.79		-11,845,629.79	
1					11,845,629.79		-11,845,629.79	



2								
3								
4								
1								
2								
3								
4								
1								
2								
	120,000,000.00	526,696,057.02			15,542,335.59		139,881,020.26	802,119,412.87



3


1	1	12	31
---	---	----	----

4


.

5

"	"
---	---




6




7




8





9





B

C

D



A

B

C

D



--	--


3	3		1%	1%
3			5%	5%
1	1		10%	10%
1	2	2	30%	30%
2	3	3	50%	50%
3			100%	100%

11


--



--



--




12












	20-30	5% 10%	3%-4.75%
	10	5% 10%	9%-9.5%
	10	5% 10%	9%-9.5%
	5	5% 10%	18%-19%
	5	5% 10%	18%-19%




88 @





3

3

17









18





19






20







21



22







10%

1

	17%	15%	7%	3%	1%	5%
	17%	15%				5%
	17%	25%				5%
	3%	25%	7%	3%	1%	5%
	3%	25%	7%	3%		5%
	3%	25%	7%	3%		5%
	3%	20%	1%			5%
		13%				
		28%				
		17.5%				
		28%				

2

					17%
"	"	2009 6 3			[2009]88
		2009 6 1	14%	17%	2006 9 14
					[2006]139
2006 9 15	13%	17%			



						[2009]12
“	”	505	2008			
				2008	12 5	3
			2008	1 1	15%	
				2007	1 1	“
”		2009	9			25%
	“		”			
		15%				

1

				3,820		3,160
				50		50
				50		50

		(%)	(%)			
		82.72	82.72	5,900.92		
		100	100			
		100	100			

2



				1		
				50		147.8
				50		25.5

		(%)	(%)			
		100	100			
		100	100			
		51	51	249.23		

3

				500		500
				50		50
				30		92.3
				20		22.1



		(%)	(%)				
		100	100				
		100	100				
		100	100				
		100	100				

2

	-466,571.36	4,119,772.62	1,670,901.25
		701,094.19	-762,900.30
	-466,571.36	4,820,866.81	908,000.95

3

1

	2009 8 31	500,000.00	-466,571.36	966,571.36	

2

"

"

2001 5 29

50

4576

2009 6 9



50 100%

95 5

2009 6 11

2009 8 17 50

100% 2009 8 17 2009 8

28

2009 10 22 2009 313

50 25.5 51%

2009 11 20

3

2009 6

2009 8 20 —

4

2009 8 28

2009 8 31

5

	2008 12 31	581,750.31	995,486.11	-413,735.80
	2009 8 31	1,511,371.29	1,977,942.65	-466,571.36

2008 2009 2009

2008 12 31 2009 12 31 2009



			181,108.99			312,102.13
			149,735.93			270,130.10
	109.00	6.8282	744.27	620.00	6.8346	4,237.45
				5,380.00	0.8819	4,744.57
	75,000.00	0.005734	430.05	75,000.00	0.0053	397.50
	233,100.00	0.073782	17,198.58	430,700.00	0.0756	32,582.46
	1,326.94	9.7971	13,000.16	1.04	9.6590	10.05
			307,267,294.63			430,703,313.88
			243,881,816.11			395,206,525.65
	8,188,690.23	6.8282	55,914,014.66	5,039,408.88	6.8346	34,442,343.93
	319,554.58	0.88048	281,361.42	225,376.32	0.8819	198,757.12
	32,337,247.00	0.005734	185,421.77	51,619,472.00	0.0053	273,583.20
	84,648,006.00	0.073782	6,245,499.18			
	77,490.43	9.7971	759,181.49	60,265.45	9.6590	582,103.98
			123,110,274.99			32,791,220.16
			123,075,451.17			32,750,919.05
	5,100.00	6.8282	34,823.82	5,896.63	6.8346	40,301.11
			430,558,678.61			463,806,636.17

2

1

	7,595,589.49	6,600,409.67
	7,879,341.92	3,539,318.60
	15,474,931.41	10,139,728.27

2

1	2009 10	2010 1	1,384,177.10



5	2009 10	2010 1	158,933.61	
			3,371,181.90	

3

52.62%

3

1

		(%)		(%)
	279,220,034.01	92.56	4,608,151.99	1.65
	2,353,025.76	0.78	1,104,340.64	46.93
	20,098,252.32	6.66	374,936.98	1.87
	301,671,312.09	100	6,087,429.61	

		(%)		(%)
	152,853,668.13	85.84	2,427,136.78	1.59
	2,162,219.37	1.21	974,437.97	45.07
	23,052,578.61	12.95	392,195.47	1.70
	178,068,466.11	100	3,793,770.22	

2

			%	
	279,220,034.01	4,608,151.99	1.65	

3



			(%)		(%)		
1	2	1,040,649.57	0.34	312,194.87	1,543,303.85	0.87	462,991.16
2	3	1,040,460.84	0.34	520,230.42	214,937.43	0.12	107,468.72
3		271,915.35	0.10	271,915.35	403,978.09	0.22	403,978.09
		2,353,025.76	0.78	1,104,340.64	2,162,219.37	1.21	974,437.97

4

(1-2)	7			276,632.50	
(2-3)	3			635,558.43	
(3)	13			167,228.56	
				1,079,419.49	

--

5

5%(5%)

6

				(%)
1		80,746,831.23	1	26.77
2		28,988,014.95	1	9.61
3		24,781,751.13	1	8.21
4		17,877,717.85	1	5.93
5		15,628,947.62	1	5.18
		168,023,262.78		55.70

7

	69.41%	41,309
18,440	2-4	



4

1

		(%)		(%)
1	29,628,211.52	92.84	14,177,723.15	93.98
1 2	1,627,075.12	5.10	330,802.49	2.19
2 3	248,645.95	0.78	177,090.50	1.17
3	407,786.13	1.28	401,662.53	2.66
	31,911,718.72	100	15,087,278.67	100

2

1		2,221,600.08		
2		2,131,883.53		
3		1,856,889.60		
4		1,600,195.89		
5		1,584,544.50		
		9,395,113.60		

3

5% (5%)

4

111.51%

5

1

		(%)		(%)
	2,290,139.59	36.11	22,901.40	1



		(%)		(%)
	712,852.21	11.24	290,520.41	40.75
	3,338,528.72	52.65	48,833.78	1.46
	6,341,520.52	100	362,255.59	

		(%)		(%)
	568,361.00	20.70	189,187.30	33.29
	2,176,684.61	79.30	53,065.62	2.44
	2,745,045.61	100	242,252.92	

2

	2,290,139.59	22,901.40	1%	

3

		(%)			(%)	
1 2	368,259.71	5.81	110,477.91	475,366.00	17.32	142,609.80
2 3	329,100.00	5.19	164,550.00	92,835.00	3.37	46,417.50
3	15,492.50	0.24	15,492.50	160.00	0.01	160.00
	712,852.21	11.24	290,520.41	568,361.00	20.70	189,187.30

4

5%(5%)

5



--

6

				(%)
1		2,290,139.59	1	36.11
2		630,740.00	1	9.95
3		621,781.97	1	9.80
4		413,930.79	1	6.53
5		406,765.00	1	6.41
		4,363,357.35		68.80

7

131.02%

6

1

	93,281,473.26	619,983.88	92,661,489.38	94,848,684.56	291,390.36	94,557,294.20
	50,933,308.71	26,644.47	50,906,664.24	36,218,127.11	407.51	36,217,719.60
	14,190,342.35		14,190,342.35	13,893,439.87		13,893,439.87
	65,019,067.84	815,292.81	64,203,775.03	38,723,050.27	714,358.89	38,008,691.38
	223,424,192.16	1,461,921.16	221,962,271.00	183,683,301.81	1,006,156.76	182,677,145.05

2



2009 12 31

7

1

	449,165,611.89	200,217,849.52	2,488,699.25	646,894,762.16
	184,934,045.79	104,057,724.44		288,991,770.23
	194,011,099.10	74,154,479.38	1,404,523.89	266,761,054.59
	50,554,271.96	16,045,403.56	768,807.89	65,830,867.63
	13,209,292.04	4,803,876.32	35,523.17	17,977,645.19
	6,456,903.00	1,156,365.82	279,844.30	7,333,424.52
	50,341,677.68	36,903,620.63	1,079,696.58	86,165,601.73
	8,144,559.45	7,921,113.53	274.77	16,065,398.21
	26,442,068.08	20,495,642.17	592,740.01	46,344,970.24
	8,812,732.90	4,603,962.09	365,358.63	13,051,336.36
	5,242,588.43	2,687,572.60	11,006.77	7,919,154.26
	1,699,728.82	1,195,330.24	110,316.40	2,784,742.66
	398,823,934.21			560,729,160.43
	176,789,486.34			272,926,372.02
	167,569,031.02			220,416,084.35
	41,741,539.06			52,779,531.27



	4,757,174.18			4,548,681.86

2 36,903,620.63

133,854,025.11

3

6#	27,838,740.39	397,516.02	27,441,224.37
	59,980,823.84	1,394,644.61	58,586,179.23
A	11,379,976.00	180,258.84	11,199,717.16
	2,035,214.88	33,920.28	2,001,294.60
	101,234,755.11	2,006,339.75	99,228,415.36

6#		2010
		2010
A		2010
		2010

4



1

5#					
6#	350,575.94		350,575.94	26,173,916.04	26,173,916.04
				260,400.00	260,400.00
				55,254,455.90	55,254,455.90
	56,914,131.07		56,914,131.07	24,517,872.63	24,517,872.63
	11,354,467.60		11,354,467.60		
	40,511,254.79		40,511,254.79		
	13,209,914.81		13,209,914.81	20,054,401.98	20,054,401.98
	834,987.30		834,987.30	3,231,416.38	3,231,416.38
	123,175,331.51		123,175,331.51	129,492,462.93	129,492,462.93

2

5#	30,000,000.00		934,464.25	934,464.25	
6#	25,500,000.00	26,173,916.04	2,015,400.29	27,838,740.39	
	860,000.00	260,400.00	607,600.00	868,000.00	
	58,530,636.60	55,254,455.90	2,614,407.35	57,868,863.25	
A			11,379,976.00	11,379,976.00	
		24,517,872.63	51,858,399.49	216,000.00	19,246,141.05
			11,354,467.60		
			2,035,214.88	2,035,214.88	
		20,054,401.98	24,262,763.87	28,763,239.09	2,344,011.95
		3,231,416.38	1,553,098.17	3,949,527.25	
	114,890,636.60	129,492,462.93	149,127,046.69	133,854,025.11	21,590,153.00

	(%)				(%)	
5#						
6#						350,575.94



	(%)				(%)		
						/	
A							
							56,914,131.07
							11,354,467.60
							40,511,254.79
						/	13,209,914.81
						/	834,987.30
							123,175,331.51

9

1

	47,822,674.24	59,844,192.06		107,666,866.30
	15,146,007.58	22,374,340.04		37,520,347.62
	32,676,666.66	37,469,852.02		70,146,518.68
	3,842,414.25	3,479,582.06		7,321,996.31
	2,290,236.16	2,560,107.74		4,850,343.90
	1,552,178.09	919,474.32		2,471,652.41
	43,980,259.99			100,344,869.99
	12,855,771.42			32,670,003.72
	31,124,488.57			67,674,866.27
	43,980,259.99			100,344,869.99
	12,855,771.42			32,670,003.72
	31,124,488.57			67,674,866.27

3,479,582.06



125.14%

2

		38,676,090.13		22,930,662.78	15,745,427.35

59.35%

22.85%

10

	1,743,540.56			1,743,540.56	
		966,571.36		966,571.36	
	1,743,540.56	966,571.36		2,710,111.92	

11

1

	151,666.59		20,000.04		131,666.55	
	10,200.00		5,100.00	5,100.00		
	1,776,854.82	124,334.34	565,588.96		1,335,600.20	
	132,977.07		31,288.68		101,688.39	
	417,121.78		139,040.52		278,081.26	
	32,234.16		8,058.48		24,175.68	
	550,000.00		200,000.00		350,000.00	
	520,000.00		120,000.00		400,000.00	
		159,013.19	2,650.22		156,362.97	
1#		446,486.19	89,297.25		357,188.94	
	3,591,054.42	729,833.72	1,181,024.15	5,100.00	3,134,763.99	





	1,006,156.76	518,142.02		62,377.62	1,461,921.16
	5,042,179.90	4,011,223.57		1,141,797.11	7,911,606.36

14

1

	5,419,624.28	16,640,231.19
	95,000,000.00	79,000,000.00
	339,579,771.86	162,000,000.00
	27,312,800.00	
	467,312,196.14	257,640,231.19

2



--

3

81.38%

15

1

	43,922,294.66	5,895,364.82
	43,922,294.66	5,895,364.82

2

43,922,294.66

3

645.03%

16

1

1	240,481,602.13	162,900,460.24
1-2	6,707,619.82	684,244.50
2-3	683,850.10	391,100.04
3	406,929.39	219,082.67
	248,280,001.44	164,194,887.45

2

5%(5%)



3

51.21%

17

1

1	2,945,494.58	1,705,036.20
1-2	54,967.08	349,037.03
2-3		
3		
	3,000,461.66	2,054,073.23

2

5%(5%)

18

1

	5,916,810.11	87,266,843.16	84,959,857.03	8,223,796.24
		14,409,396.97	14,409,396.97	
		11,275,396.94	11,275,087.94	309.00
		7,329,735.03	7,329,495.03	240.00
		2,689,961.69	2,689,898.69	63.00
		671,207.45	671,201.45	6.00
		246,738.82	246,738.82	
		337,753.95	337,753.95	
	42,560.00	1,274,583.24	1,317,143.24	
		149,984.60	149,984.60	



	12,486,040.54	116,516,556.45	116,467,153.42	12,535,443.57

2

3

	2009 12	2010 1
--	---------	--------

19

	-5,843,276.73	1,031,160.88
	27,889.52	
	5,535,763.43	-4,120,124.88
	362,882.73	248,621.37
		141,609.91
		60,689.96
		20,229.99
	7,200.00	5,200.00
	418,985.92	284,327.91
	310,558.15	179,033.88
	73,559.68	8,624.70
	893,562.70	-2,140,626.28

20

1

1	1,376,980.40	23,139,871.77
1-2	147,895.58	1,509,214.25
2-3	25,095.40	35,463.45
3	37,493.45	2,030.00
	1,587,464.83	24,686,579.47

2

5%(5%)



3

93.57%

21 1

1

1		17,500,000.00
1		
1		
		17,500,000.00

2 1

		17,500,000.00
		17,500,000.00

22

1

	20,000,000.00	
	76,000,000.00	70,000,000.00
	96,000,000.00	70,000,000.00

2

				%			
	2007-05-31	2015-02-14		5.94		50,000,000.00	50,000,000.00
	2009-05-13	2011-05-12		4.86		20,000,000.00	



	2009-06-04	2011-06-03		4.86		14,000,000.00		
	2007-02-14	2015-02-13		5.94		12,000,000.00		20,000,000.00
						96,000,000.00		70,000,000.00

23

1

		+				
	120,000,000.00			120,000,000.00		120,000,000.00
						240,000,000.00

2

2009	4	17	2008		2008	12	31	12,000
		10	10		12,000			24,000
								2009 2427

24

		524,766,041.38		120,000,000.00
		1,930,015.64		1,930,015.64
		526,696,057.02		120,000,000.00
				404,766,041.38
				406,696,057.02

120,000,000.00

25

		15,542,335.59	11,031,115.20	26,573,450.79



	15,542,335.59	11,031,115.20		26,573,450.79

26

	149,721,688.21	
+	-	
	149,721,688.21	
	99,876,278.03	
	11,031,115.20	10%
	36,000,000.00	0.30
	202,566,851.04	

27

1

	1,104,184,902.04	988,800,438.96
	22,665,324.01	23,641,426.89
	1,126,850,226.05	1,012,441,865.85
	844,173,436.57	702,621,981.65
	18,494,777.44	18,021,372.86
	862,668,214.01	720,643,354.51

2

3

	1,098,022,069.33	839,454,116.28	988,800,438.96
			702,621,981.65



LED	6,162,832.71	4,719,320.29		
	1,104,184,902.04	844,173,436.57	988,800,438.96	702,621,981.65

4

	353,013,770.33	266,784,159.81	356,734,258.99	253,488,289.55
	751,171,131.71	577,389,276.76	632,066,179.97	449,133,692.10
	1,104,184,902.04	844,173,436.57	988,800,438.96	702,621,981.65

5

1	299,418,161.62	26.57%
2	126,219,039.13	11.20%
3	85,747,300.16	7.61%
4	69,020,501.28	6.13%
5	57,456,060.15	5.10%
	637,861,062.34	56.61%

6

11.30%	2009
--------	------

28

	258,895.43	852,101.10	7%
	111,533.76	365,186.19	3%
	36,937.92	121,693.74	1%
	346,835.09	47,220.46	5%
		12,847.32	
	754,202.20	1,399,048.81	

29



		200,000.00	
	5,000,000.00	3,000,000.00	
	3,000,000.00		
	1,200,000.00		
		300,000.00	
		100,000.00	
	2,586,000.00	620,000.00	
		135,091.94	
		855,810.00	
	11,786,000.00	5,960,901.94	

31

	48,472.40	261,931.89
	48,472.40	261,931.89
		1,010,000.00
	19,103.00	78,499.04
	67,575.40	1,350,430.93

32

	17,849,705.30	17,728,907.42
	-2,312,445.65	401,087.50
	15,537,259.65	18,129,994.92

33

$$1 \quad =P \div S$$

$$S = S_0 \quad S_1 \quad S_i \times M_i \div M_0 \quad S_j \times M_j \div M_0 \quad S_k$$

P

S



S_0 S_1
 S_i S_j S_k
 M_0 M_i M_j

	2009	2008
	99,876,278.03	122,623,252.75
	120,000,000.00	90,000,000.00*2
	120,000,000.00	
		30,000,000.00*2
	12	12
		7
	240,000,000.00	215,000,000.00
	0.42	0.57
	13,729,354.05	4,712,867.43
	86,146,923.98	117,910,385.32
	0.36	0.55

2009 5

34 —

2008

2008

1.14 1.10

2

34

1		
2		



3		
4	-166,974.47	-287,773.00
	-166,974.47	-287,773.00
5		
	-166,974.47	-287,773.00

35

1

	2,392,830.43
	4,607,336.96
	6,839,895.53
	4,297,391.85
	2,419,961.82
	477,939.66
	6,634,912.25
	2,742,492.77
	1,664,490.27
	8,773,201.52
	1,332,117.32
	1,676,753.75
	5,109,120.93
	7,350,450.75
	56,318,895.81

36

1

1		
	108,792,117.93	135,962,287.90
	4,011,223.57	1,473,316.57
	36,903,620.63	23,550,187.76
	3,479,582.06	2,155,230.03
	1,181,024.15	837,779.09
“ ”	11,891.59	261,931.89
“ ”	-	
“ ”	-	
“ ”	23,292,529.61	21,605,568.79
“ ”	-	
“ ”	-2,312,445.65	401,087.50
“ ”	-	
“ ”	-39,740,890.35	-96,107,763.97
“ ”	-251,148,219.47	-38,465,434.10
“ ”	183,456,496.38	1,911,238.47
	67,926,930.45	53,585,429.93
2		
3		
	307,448,403.62	431,015,416.01
	431,015,416.01	67,396,562.87
	-123,567,012.39	363,618,853.14

2



1	500,000.00	3,461,978.80
2	500,000.00	131,392.80
	149,143.58	231,481.65
3	350,856.42	-100,088.85
4	-466,571.36	-1,543,084.24
	1,385,039.63	315,383.20
	126,331.66	217,157.80
	1,977,942.65	2,075,625.24
1		
2		
3		
4		

3

	307,448,403.62	431,015,416.01
	181,108.99	312,102.13
	307,267,294.63	430,703,313.88





4

1

		62,000,000.00	2007 2 14	2015 2 13	
		240,000,000.00	2009 1 9	2010 8 25	
		69,579,771.86	2009 8 21	2010 12 31	
		371,579,771.86			

2

761,035.97

761,035.97

3

					%		%
				46,760,000.00	100		
				500,000.00	100		

2009 8 17

50

100%

2009 8 17

2009 11 3 2009

33,936

57,188

44,987,481.00

46,760,000.00

2009

11 5

5

			134,239.48



1

7,000

8

2007

2 14 2015 2 13

6,200

2009 12 31

2,500

		25,000,000.00	2005 6 30	2010 6 17	

2009 12 31

2 2009 11 3 2009

2009 12 31

1

2

1

2009 12 9 2009

2800



2800

52,127

2

2010 1 19

2009

24,000

10

1

10

5

	24,000,000.00

3

--

1 2009 10 23 2009

5,000

2

3

4

5

6

7

<div style="background-color: black; width: 100%; height: 100%;"></div>					
---	--	--	--	--	--



	2,500.73				8,876.94

1

1

		(%)		(%)
	24,469,032.54	14.38		
	128,145,406.48	75.29	3,097,405.72	2.42
	2,013,602.28	1.18	999,585.12	49.64
	15,579,163.28	9.15	317,707.58	2.04
	170,207,204.58	100	4,414,698.42	

		(%)		(%)
	93,564,499.92	82.34	1,477,049.86	
	2,147,563.25	1.89	970,041.12	1.58
	17,925,295.50	15.77	299,551.48	45.67
	113,637,358.67	100.00	2,746,642.46	1.67

2

	128,145,406.48	3,097,405.72	2.42	

3



			(%)		(%)		
1	2	715,868.49	0.49	214,760.55	1,528,647.73	1.35	458,594.31



2

1

		(%)		(%)
	12,768,944.35	75.64		
	2,290,139.59	13.57	22,901.40	0.06
	115,961.00	0.69	35,288.30	30.43
	1,707,239.03	10.10	21,464.39	1.26
	16,882,283.97	100	79,654.09	

		(%)		(%)
	56,490,102.14	97.65		
	15,261.00	0.03	4,578.30	30.00
	1,340,911.45	2.32	16,544.61	1.23
	57,846,274.59	100	21,122.91	

2

	12,768,944.35			

3

	2,290,139.59	22,901.40	1%	

4

		(%)		(%)



	(%)	(%)				
	100	100				
	100	100				
	82.72	82.72				36,015,394.89
	51.00	51.00				
	100	100				
	100	100				
	100	100				
	100	100				
	100	100				
						36,015,394.89

2009 12 21

2010 6

4

1

	618,456,556.72	542,601,929.71
	17,803,620.23	24,686,031.78
	636,260,176.95	567,287,961.49
	450,578,469.48	356,425,779.55
	14,466,742.33	19,531,758.49
	465,045,211.81	375,957,538.04

2

3

	618,456,556.72	450,578,469.48	542,601,929.71
			356,425,779.55

4



	312,293,576.62	227,522,467.43	349,267,813.80	229,427,958.12
	306,162,980.10	223,056,002.05	193,334,115.91	126,997,821.43
	618,456,556.72	450,578,469.48	542,601,929.71	356,425,779.55

5

1	69,020,501.33	10.85%
2	57,456,224.62	9.03%
3	47,458,467.11	7.46%
4	47,236,542.27	7.42%
5	36,373,985.76	5.72%
	257,545,721.09	40.48%

5

1

	36,015,394.89	12,061,004.56
	36,015,394.89	12,061,004.56

2

	36,015,394.89	12,061,004.56	2008



6

1		
	110,311,151.96	118,456,297.85
	3,192,365.90	794,545.82
	17,202,366.81	9,659,335.17
	1,776,372.41	772,926.43
	120,000.00	80,000.00
“ ”	40,761.23	256,803.42
“ ”		
“ ”		
“ ”	15,324,788.60	11,889,082.54
“ ”	-36,015,394.89	-12,061,004.56
“ ”	-320,061.96	-214,741.18
“ ”		
“ ”	-21,685,020.78	-66,020,480.77
“ ”	-55,419,840.01	-10,471,699.16
“ ”	40,058,686.36	3,504,503.02
	74,586,175.63	56,645,568.58
2		
3		
	243,742,119.89	385,234,118.49
	385,234,118.49	24,461,243.27
	-141,491,988.60	360,772,875.22

1



2

1

2

3

	%		
	11.88%	0.42	0.42
	10.33%	0.36	0.36

.

2010 1 19

